



Name: _____

Date: _____

MATCH THE SHAPES

Connect the pictures to their matching shape.



MATCH THE SHAPE





NAME :

CLASS :



DIRECTION :

Match each geometric shape with the real-life object that has a similar shape. Draw a line to connect them



Name: _____


Real-word Shapes

Draw line from real-word items to their matching shapes.




.

.




.

.




.

.



.



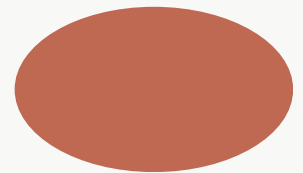


.



Name:

MATCH THE SHAPES

Connect the pictures to their matching shapes






Name: _____

Date: _____






Match the same shapes

Draw lines to match the same shapes.



WHERE IS MY SHADOW?

Say the name of the shape and draw a line to match it with its shadow.



Name: _____




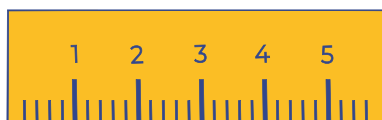
Section: _____

Date: _____

Score: _____

Match The Shapes

Draw a line from the object on the left to the shape that matches it.



Shape Matching

Draw a line to matching turtle shape.

Name :

Class :

