

# KINDERGARTEN SUMMER WORKBOOK





Name \_\_\_\_\_

Date \_\_\_\_\_

# SUMMER VOCABULARY

Identify the pictures below. Use the word bank below to name each picture.



\_\_\_\_\_

.....

\_\_\_\_\_



\_\_\_\_\_

.....


\_\_\_\_\_



\_\_\_\_\_

.....

\_\_\_\_\_



\_\_\_\_\_

.....

\_\_\_\_\_

## Word Bank:

watermelon	ball	sun	umbrella
------------	------	-----	----------

Name \_\_\_\_\_

Date \_\_\_\_\_

# SUMMER VOCABULARY

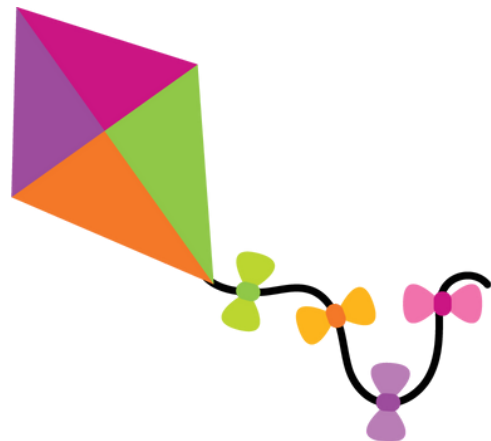
Identify the pictures below. Use the word bank below to name each picture.



\_\_\_\_\_

.....


\_\_\_\_\_



\_\_\_\_\_

.....

\_\_\_\_\_



\_\_\_\_\_

.....

\_\_\_\_\_



\_\_\_\_\_

.....

\_\_\_\_\_

## Word Bank:

strawberry	kite	ice cream	juice
------------	------	-----------	-------

Name \_\_\_\_\_

Date \_\_\_\_\_

# SENTENCE WRITING

Look at the picture below. Write a sentence that tells about the picture.



---

---

---

---

---

---

---

---

---

---

Name \_\_\_\_\_

Date \_\_\_\_\_

# SENTENCE WRITING

Look at the picture below. Write a sentence that tells about the picture.



---

---

---

---

---

---

---

---

---

---

Name \_\_\_\_\_

Date \_\_\_\_\_

# SENTENCE WRITING

Look at the picture below. Write a sentence that tells about the picture.



---

---

---

---

---

---

---

---

---

---

Name \_\_\_\_\_

Date \_\_\_\_\_

# SENTENCE WRITING

Look at the picture below. Write a sentence that tells about the picture.



---

---

---

---

---

---

---

---

---


---

Name \_\_\_\_\_

Date \_\_\_\_\_

# SENTENCE WRITING

Look at the picture below. Write a sentence that tells about the picture.



---

---

---

---

---

---

---

---

---

---



Name \_\_\_\_\_

Date \_\_\_\_\_

# SENTENCE WRITING

Look at the picture below. Write a sentence that tells about the picture.



---

---

---

---

---

---

---

---

---

---

Name \_\_\_\_\_

Date \_\_\_\_\_

# SENTENCE WRITING

Look at the picture below. Write a sentence that tells about the picture.



---

---

---

---

---


---

---

---

Date \_\_\_\_\_

What is your favorite summer activity?

The image shows a vertical rectangular page designed for handwriting practice. It features four identical sets of horizontal ruling lines spaced evenly down the page. Each set consists of three lines: a solid top line, a dashed midline, and a solid bottom line. A single black dot is positioned exactly halfway between the second and third sets of these three-line groups, serving as a starting point or focal point for writing exercises. The entire page is white with no other markings or text.The image displays a handwriting practice template consisting of three identical sets of horizontal lines. Each set includes a solid top line, a dashed middle line, and a solid bottom line, providing a guide for letter height and placement.

Name \_\_\_\_\_

Date \_\_\_\_\_

# SUMMER'S BEST THING

What is the best thing about summer?

Handwriting practice lines consisting of solid top and bottom lines with a dashed middle line. There are 10 sets of these lines for writing.



Date \_\_\_\_\_

If you would make an ice cream flavor, what would it be?

An illustration of a boy and a girl at an ice cream cart. The boy, on the left, has dark skin, a mustache, and is wearing a grey t-shirt and yellow overalls. He is holding a single scoop of orange ice cream on a wafer cone. The girl, on the right, has dark skin, wears glasses, a blue t-shirt, brown shorts, and a blue backpack. She is waving her right hand. The ice cream cart is orange with a white roof and a large ice cream cone graphic on its side. The background consists of a white wall with horizontal lines and a green grassy area at the bottom.



Date \_\_\_\_\_

What would you like to do on a summer day?

[illegible][illegible]




Name \_\_\_\_\_

Date \_\_\_\_\_

# SUMMER COUNTING



Find and count the following items.







Name \_\_\_\_\_



Date \_\_\_\_\_

# SUMMER COUNTING

Count the umbrella and circle the correct number.

	<div>5</div> <div>6</div> <div>4</div>
	<div>2</div> <div>1</div> <div>3</div>

	<div>9</div> <div>10</div> <div>8</div>
	<div>1</div> <div>2</div> <div>3</div>

	<div>6</div> <div>4</div> <div>5</div>
	<div>5</div> <div>6</div> <div>4</div>




Name \_\_\_\_\_

Date \_\_\_\_\_

# SUMMER COUNTING

Count the ice cream scoops and circle the correct number.




- 1
- 3
- 2




- 3
- 4
- 5




- 4
- 2
- 3



- 5
- 7
- 6



- 9
- 7
- 8





- 1
- 2
- 3

Name \_\_\_\_\_

Date \_\_\_\_\_

# SUMMER GRAPH

Find and graph the items listed. Then answer the questions below.



How many of each?



Which item did you find the most of? \_\_\_\_\_






Which item did you find the least of? \_\_\_\_\_

Name \_\_\_\_\_

Date \_\_\_\_\_

# SUMMER PATTERN

Look at the patterns below. Cut out the images at the bottom. Paste the image that comes next in each pattern.




Name \_\_\_\_\_

Date \_\_\_\_\_

# SUMMER COLORING

Color the picture below.



Name \_\_\_\_\_

Date \_\_\_\_\_

# SUMMER COLORING

Color the picture below.



Name \_\_\_\_\_

Date \_\_\_\_\_

# SUMMER COLORING

Color the picture below.




Name \_\_\_\_\_

Date \_\_\_\_\_

# SUMMER COLORING

Color the picture below.



Name \_\_\_\_\_

Date \_\_\_\_\_

# SUMMER COLORING

Color the picture below.

