

Name _____

BACK TO SCHOOL

Worksheet Bundle



How Do You Feel?

Choose and drag the picture that resonates with your feelings today into the box.

I Feel..



How's the Weather?




Select the picture that best matches the weather outside by dragging and dropping it into the box.

Today's weather is..



Parts of the Face

Can you match each parts of the face with its shadow?
Connect them by dragging the pictures.





Sort by Color

Let's sort pictures by their colors! Drag each picture to the corresponding color box to organize them.

Red


Yellow

Blue




Read and Match


Read each word below. Drag the pictures and match them with the correct word.




ruler




book




globe




lamp




pencil



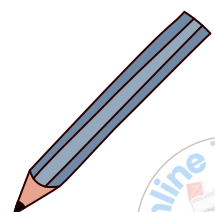

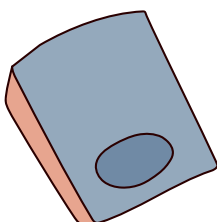
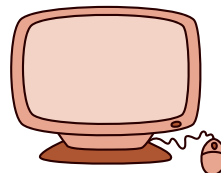
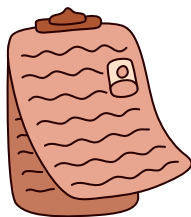
computer



calendar



notes



MORE ABOUT ME

My birthday is on

I live in

My family are

My friends are

MY FAVORITES

My favorite color is

My favorite food is


My favorite animal is

My favorite book is

My favorite sport is

MY FEELINGS

Draw faces that represent your feelings about school:



What makes you feel that way?

I feel _____

because _____

MY LEARNING GOALS

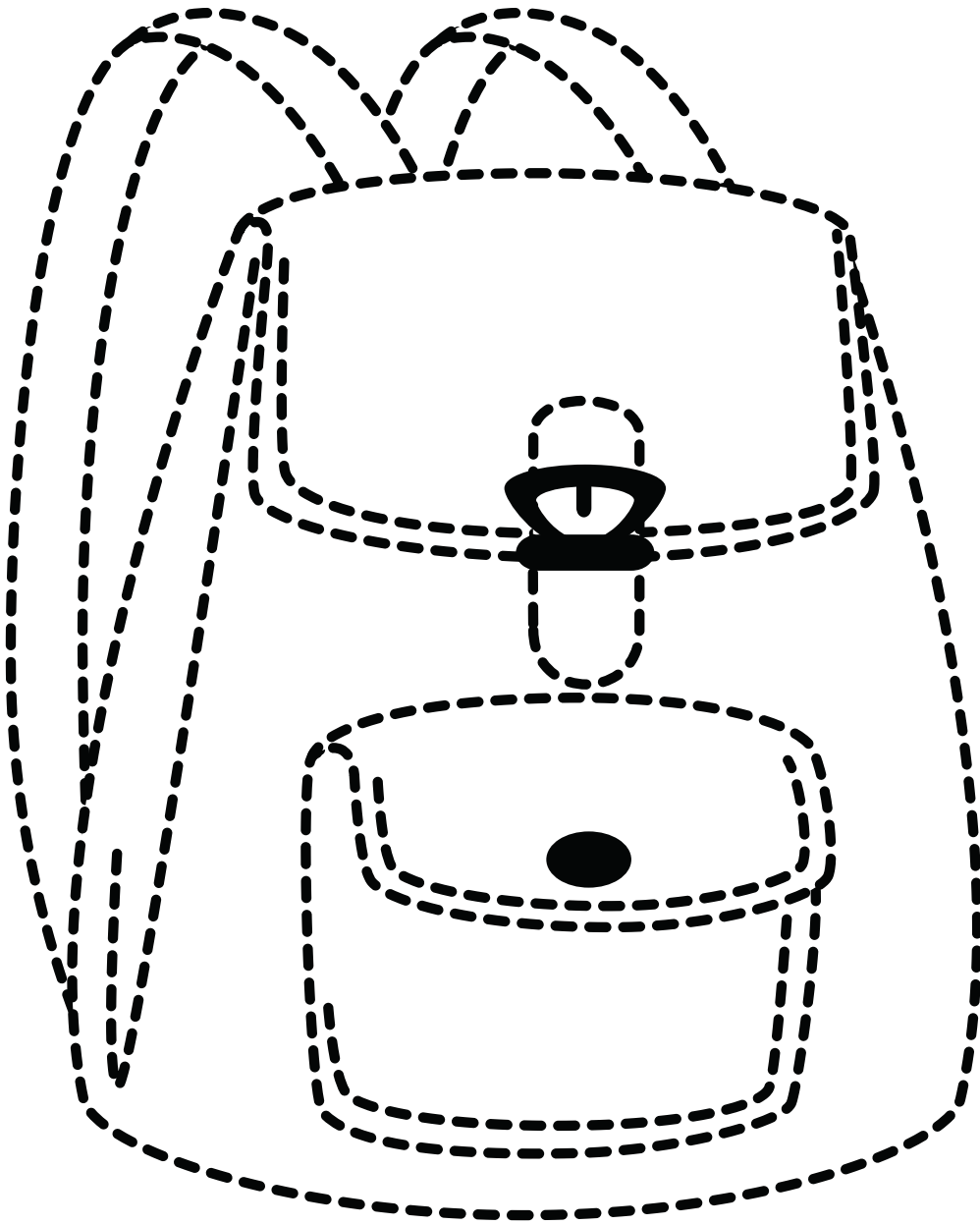
New knowledge I want to know this year:

Skills I want to learn this year:

New experience I want to try this year:

Back to School

Trace over the dotted lines and word:

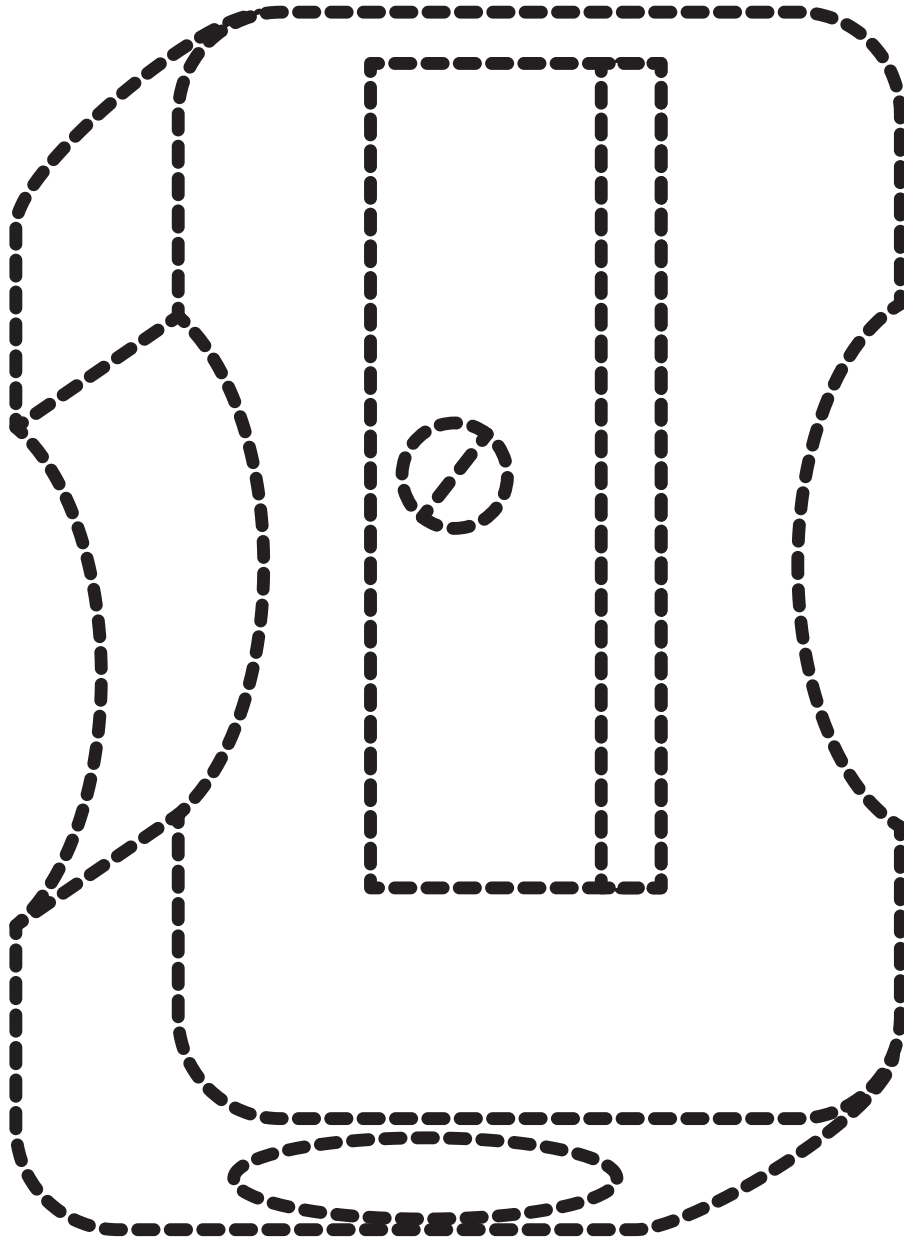


backpack



Back to School

Trace over the dotted lines and word:

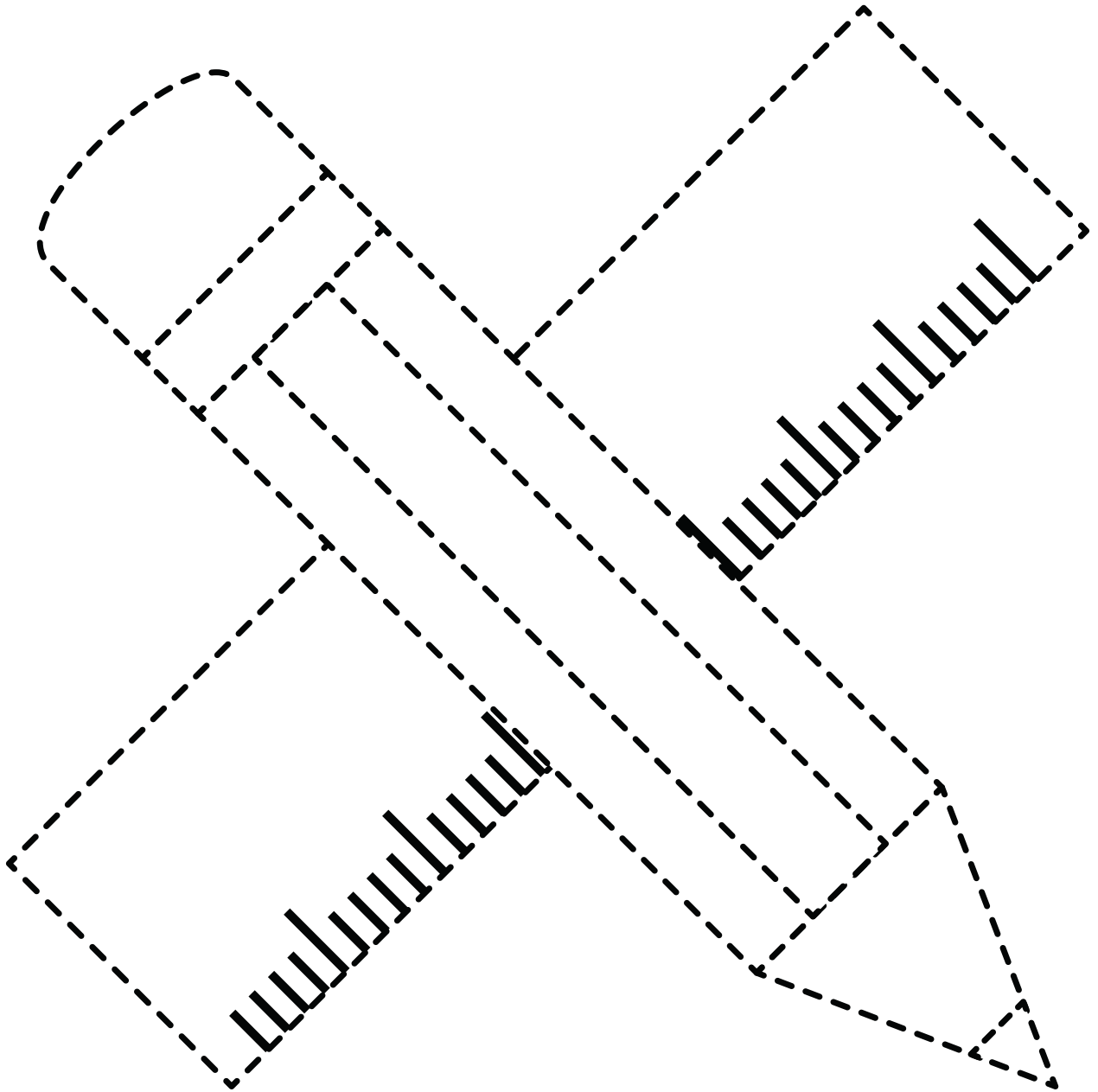


sharpener



Back to School

Trace over the dotted lines of each shape:



pencil

ruler



Back to School

Trace over the dotted lines and word:

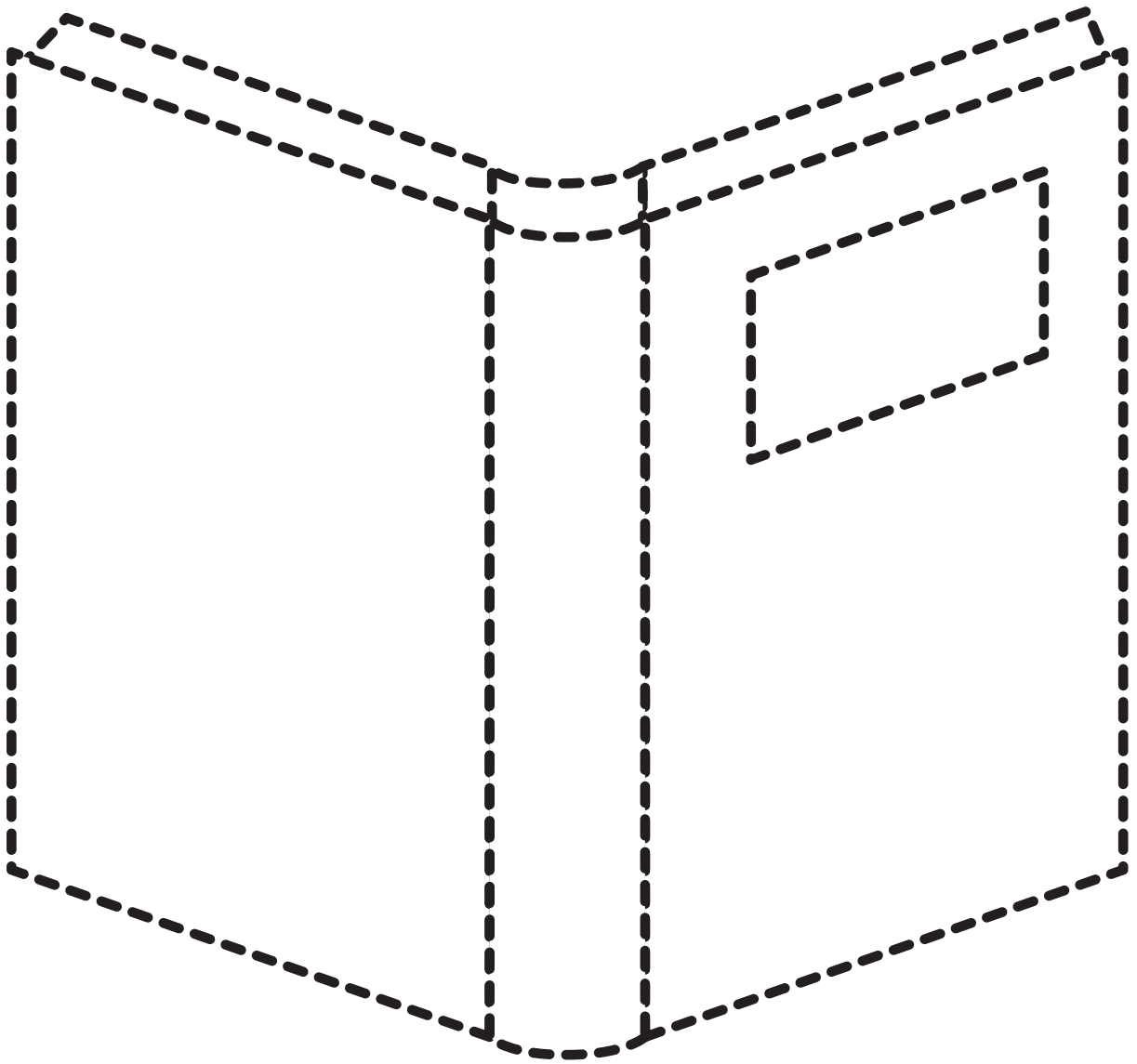


globe



Back to School

Trace over the dotted lines and word:

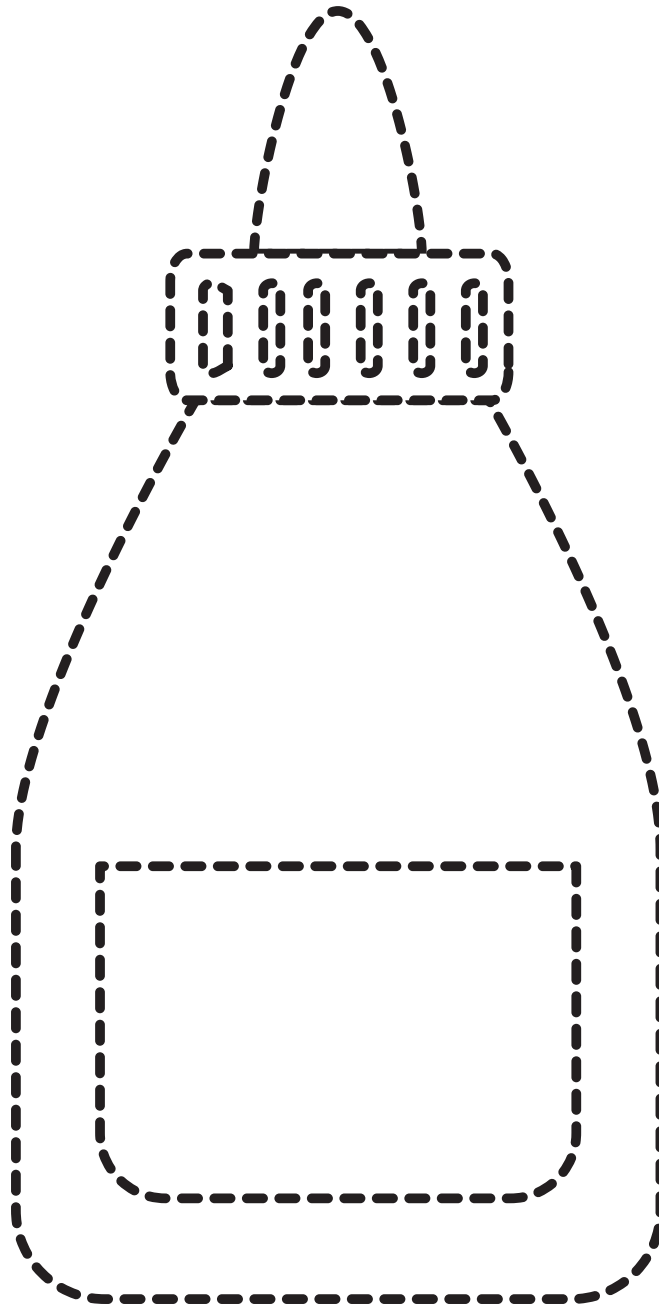


back



Back to School

Trace over the dotted lines and word:

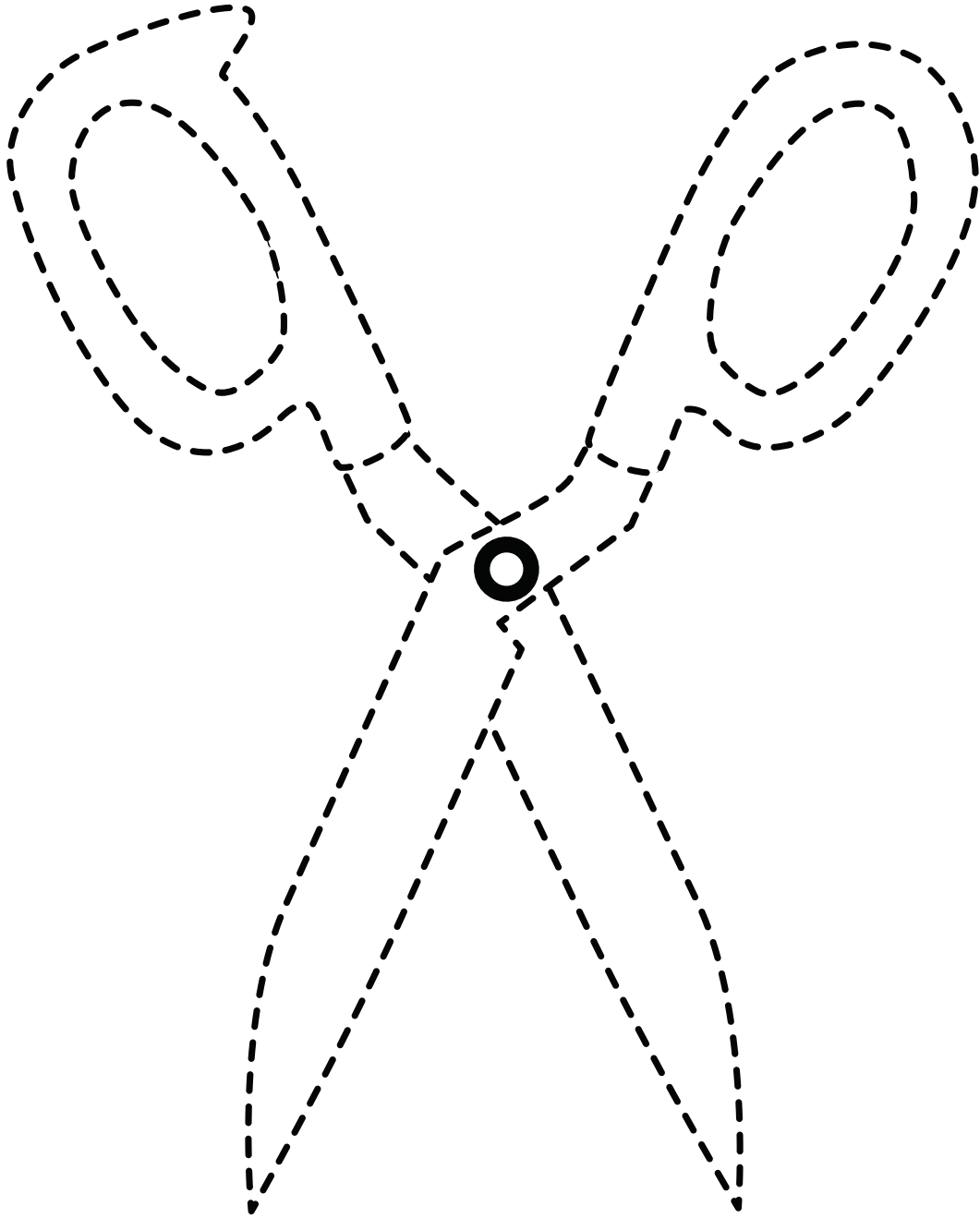


glue



Back to School

Trace over the dotted lines and word:

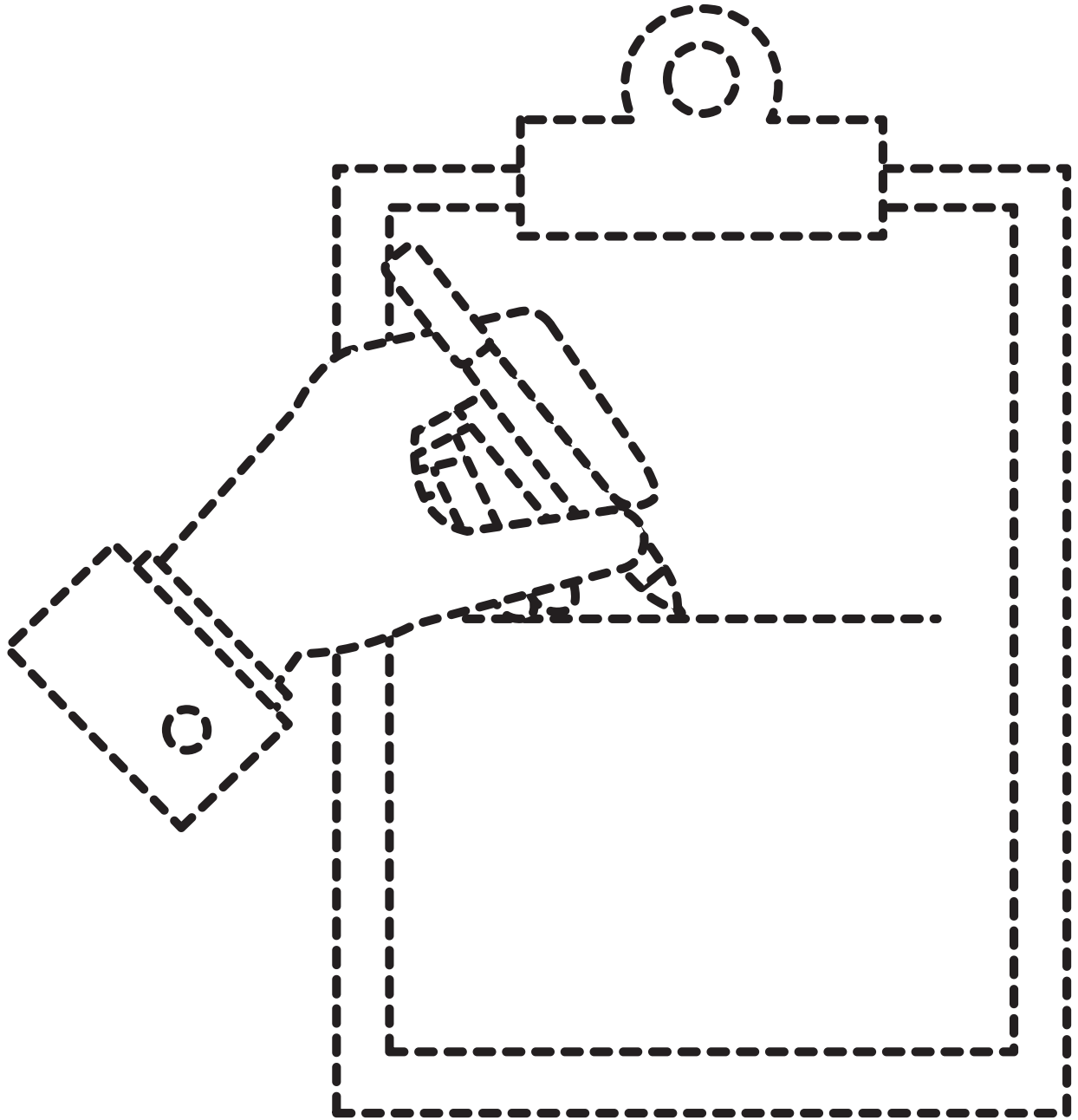


scissors





Back to School

Trace over the dotted lines and word:



clipboard






Write a recount about your first day
back at school.

BACK to School


Goal Writing



Draw a picture of your back to school goal and write a sentence to match.

A large, empty rectangular box with a double-line border, intended for a child to draw a picture related to their back-to-school goal.

My goal this year is

A series of horizontal lines for handwriting practice. Each line set consists of a solid top line, a dashed middle line, and a solid bottom line. There are five such sets of lines provided for writing a sentence.

Name: _____ Grade _____

MY FAVORITE THINGS

We want to learn about your favorite things!
Please fill in the blanks and share your answers with the class.
Don't forget to decorate your worksheet with colors and drawings
to make it even more exciting!



My Favorite Color:



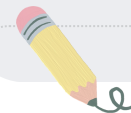
My Favorite Animal:



My Favorite Book:



My Favorite hobby:



My Favorite food:



My Favorite song:

Name: _____

Date: _____



Welcome Back!

1. What is your best memory from your summer break?

2. What are your goals for this year?

3. What do you like to do in your free time?

4. What is your most challenging subject?

5. What would you like to learn more about this year?

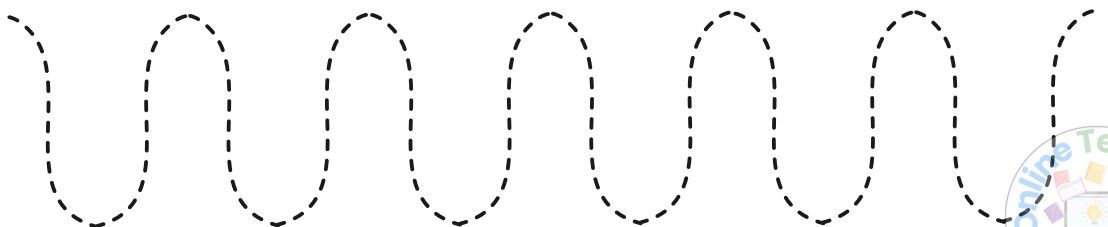
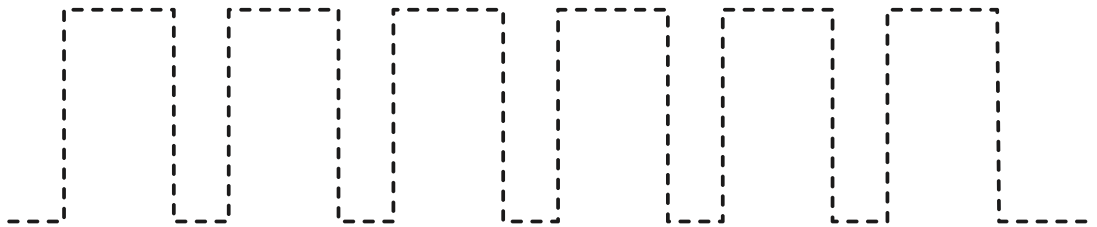
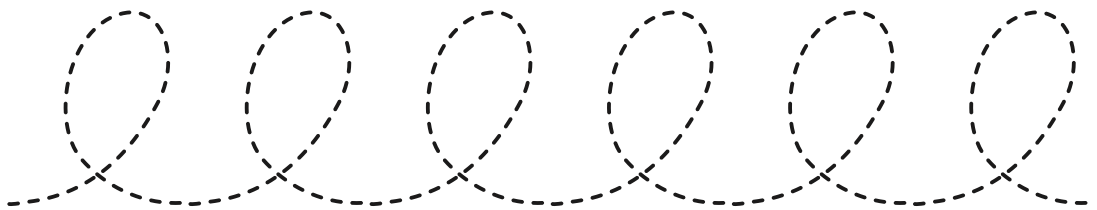


Name: _____

Date: _____

BACK TO SCHOOL TRACING ACTIVITY

Trace the line to help the objects reach school

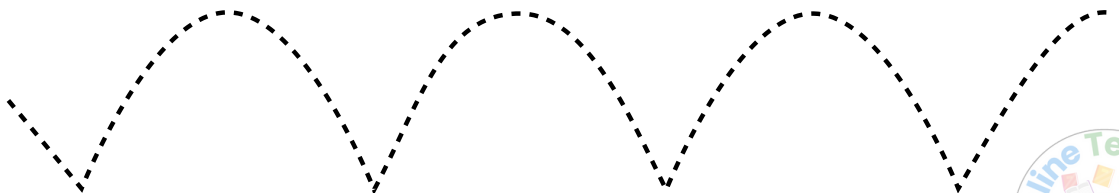
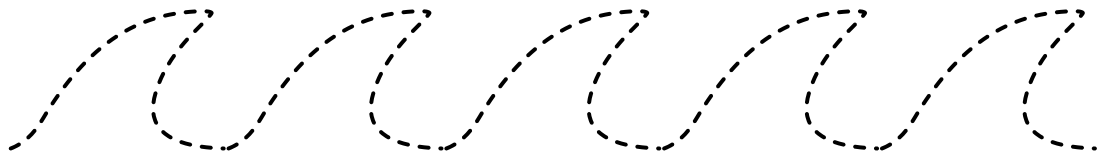
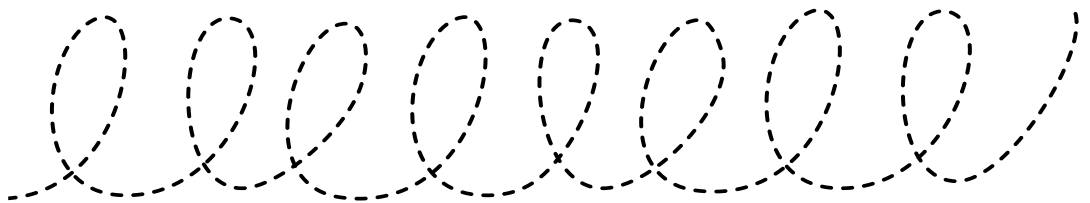
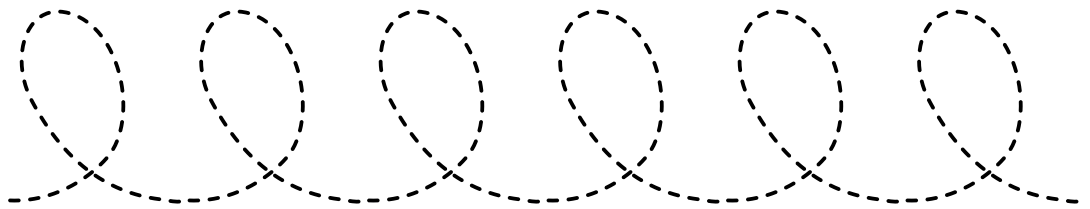


Name: _____

Date: _____

BACK TO SCHOOL TRACING ACTIVITY

Trace the line to help the objects reach school



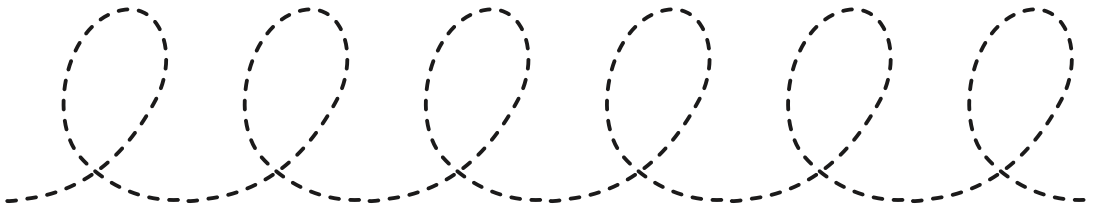


Name: _____

Grade: _____

Back to School Tracing Activity

Trace the line to guide each character and help them reach school


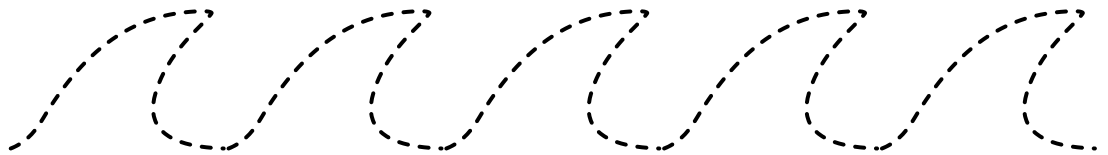
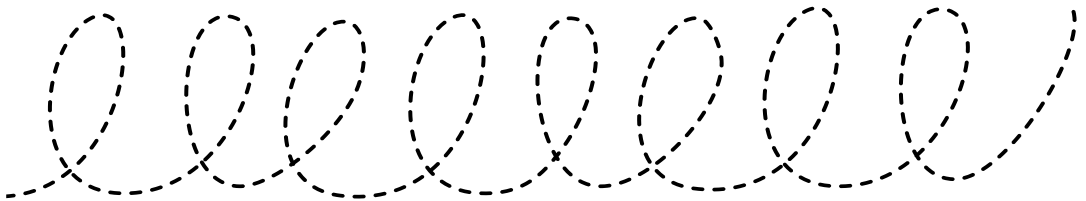
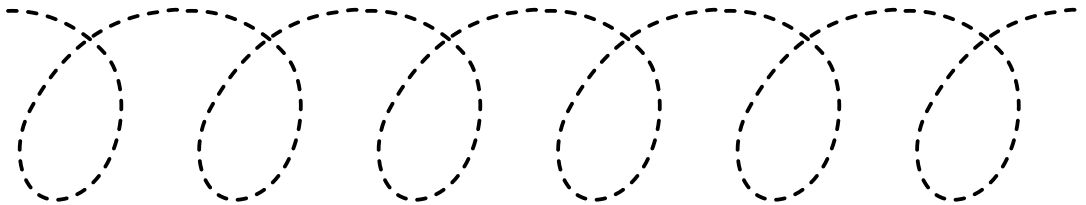


Name: _____

Grade: _____

Back to School Tracing Activity

Trace the line to guide each character and help them reach school




NAME:

DATE:

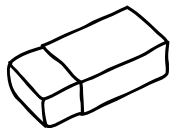
BACK TO SCHOOL HANDWRITING PRACTICE

Colour in the classroom objects, and trace the words below.



pencil

pencil



eraser

eraser




scissors

scissors




crayon

crayon



glue

glue



book

book




laptop

laptop

Back to School Maze Challenge

Are you ready to go back to school?



You have 5 minutes to find the correct path from home to school



Back to School Maze Challenge

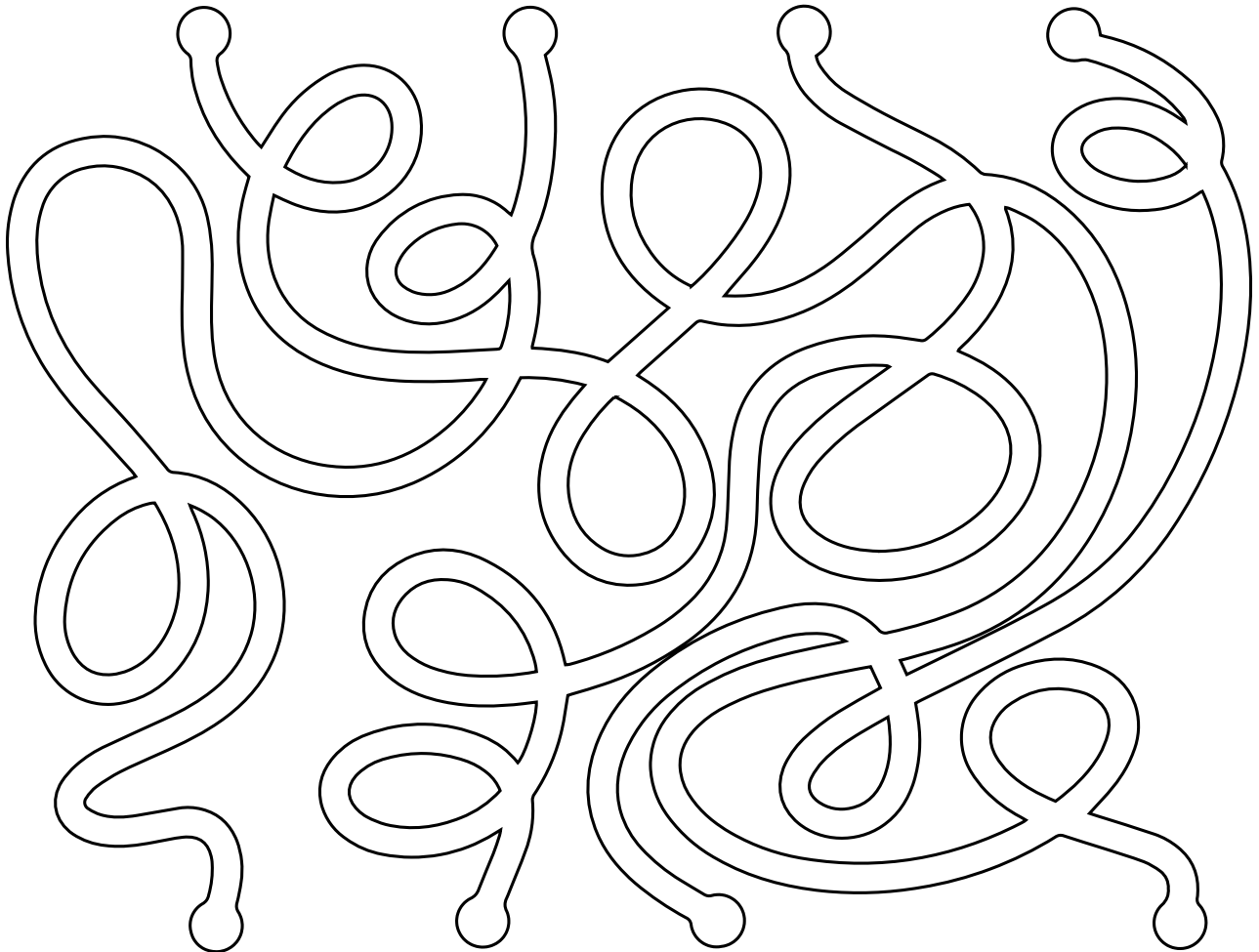
Are you ready to go back to school?

You have 5 minutes to find the correct path from home to school



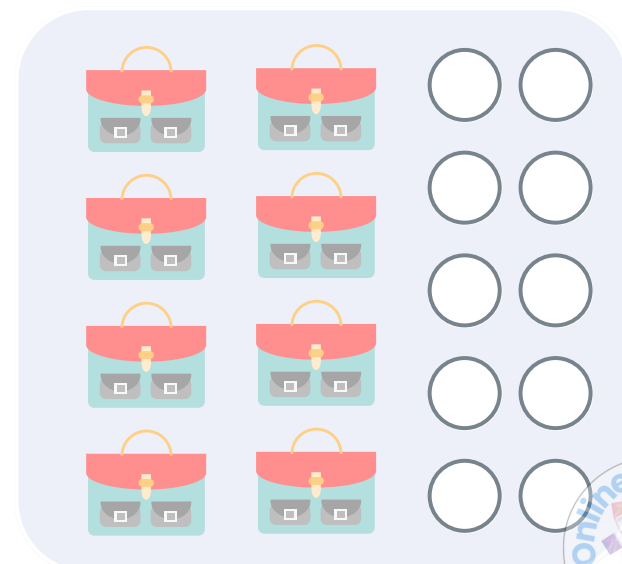

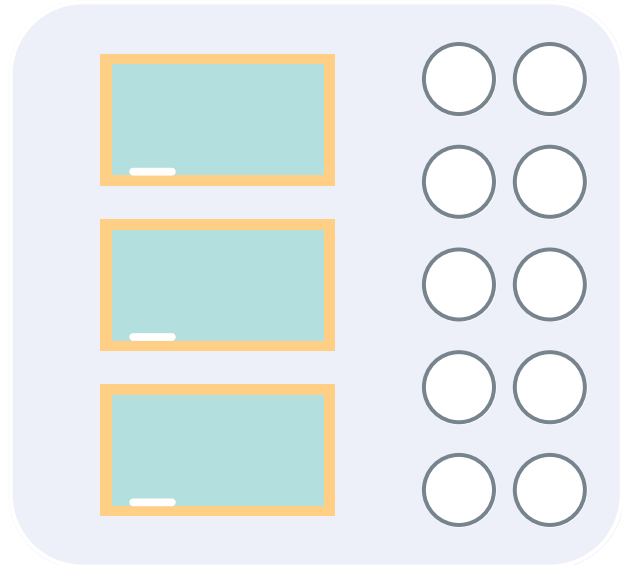
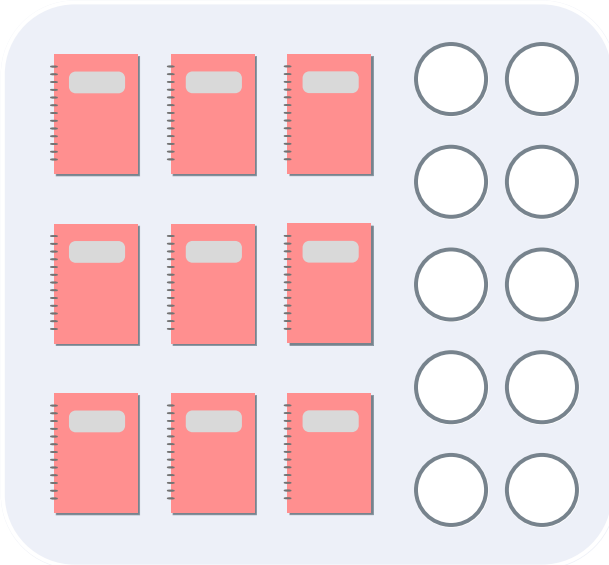
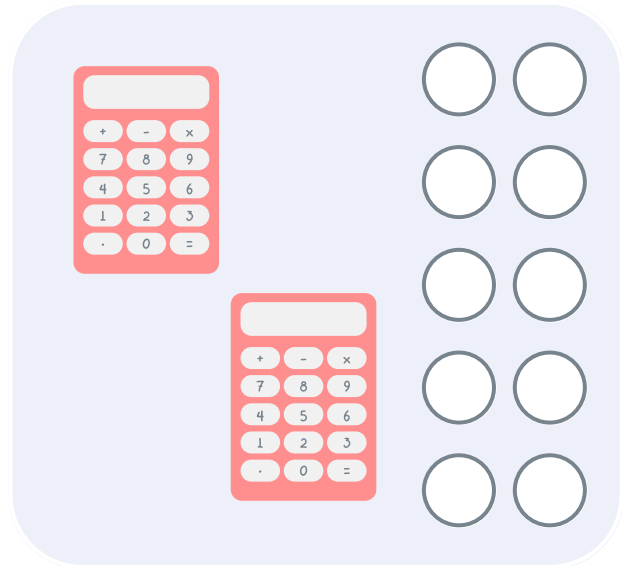
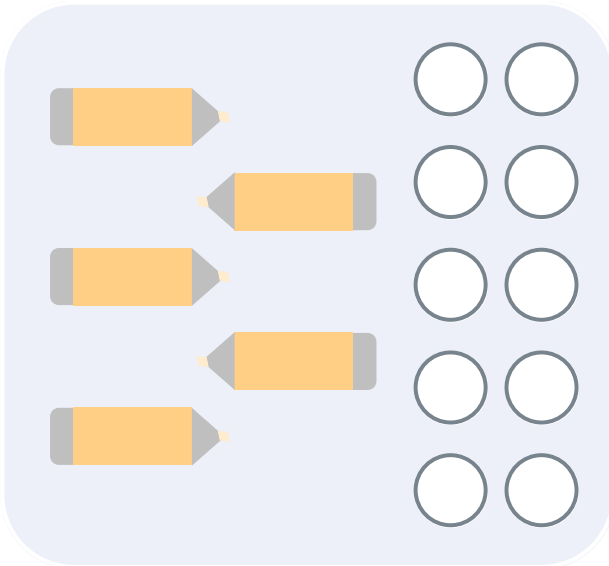
BACK TO SCHOOL

Draw a line and help the children get to the school.



Back to School

Count the elements and color the correct number of circles:



This or That

Circle your preferences. Get a partner and tally how many same preferences you have.



Morning or Night?



Cats or Dogs?



Cakes or Pies?



Going out or sleeping in?



Camping out or Travelling?



Cars or Bikes?



Singing or Dancing?



Books or Movies?



Sweet or Spicy?



Pasta or Pizza?



Dumplings or Noodles?



Phone or TV?



Airplanes or Cruise Ships?



Hot or Cold?



Arts or Sports?














Name: _____

Date: _____

Back to School

Look at the pictures and circle the correct words

 <div data-bbox="477 477 754 564">Teacher</div> <div data-bbox="477 604 754 692">Student</div>	 <div data-bbox="1110 477 1388 564">School bag</div> <div data-bbox="1110 604 1388 692">Pencil case</div>
 <div data-bbox="477 808 754 896">Teacher</div> <div data-bbox="477 936 754 1023">Student</div>	 <div data-bbox="1110 808 1388 896">Folder</div> <div data-bbox="1110 936 1388 1023">Notebook</div>
 <div data-bbox="477 1142 754 1229">School car</div> <div data-bbox="477 1270 754 1357">School bus</div>	 <div data-bbox="1110 1142 1388 1229">Pens</div> <div data-bbox="1110 1270 1388 1357">Pencils</div>
 <div data-bbox="477 1478 754 1565">School</div> <div data-bbox="477 1606 754 1693">Building</div>	 <div data-bbox="1110 1478 1388 1565">Books</div> <div data-bbox="1110 1606 1388 1693">Notebooks</div>
 <div data-bbox="477 1812 754 1899">Desk</div> <div data-bbox="477 1939 754 2027">Blackboard</div>	 <div data-bbox="1110 1812 1388 1899">Pinafold</div> <div data-bbox="1110 1939 1388 2027">Uniform</div>



Back to School

Label the pictures with the words in the box.

school bag - calculator - scissors - notebook
beakers - ruler - crayons - palette - textbooks



















Handwritten signature or mark.


Back to School


VOCABULARY WORKSHEET





Label the pictures with the words in the box.


pencil case - ruler - school bag - tape - stapler
calculator - pencil sharpener - notebook - crayon








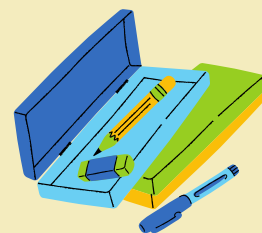












Name: _____

Date: _____

BACK TO SCHOOL VOCABULARY

Look at the pictures and write the words in the correct place

Pencil case
School bag




Crayons
Notebook

Laptop
Globe

Paintbrush
Pencil pot

















Pencil
Board





Ruler
Books



What Comes Next? - Back to School

Cut out the images at the bottom. Paste the image that comes next in each pattern.

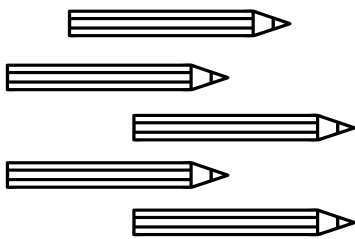
			
---	---	--	---

Name: _____

Class: _____

School Supplies

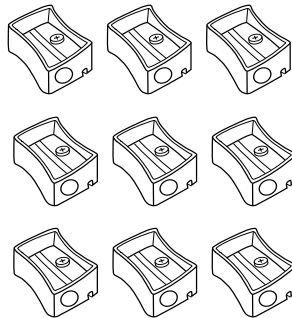
Color the right number for total of each item in the box



5

6

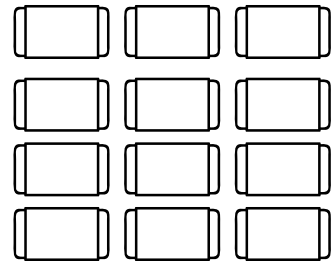
7



7

8


9



11

12

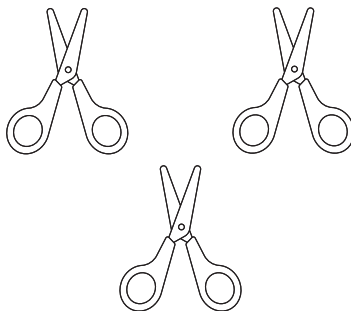
13



1

2

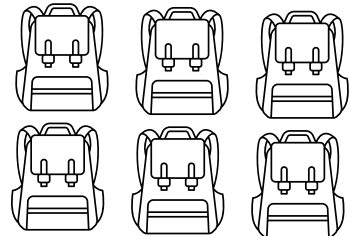
3



2

3

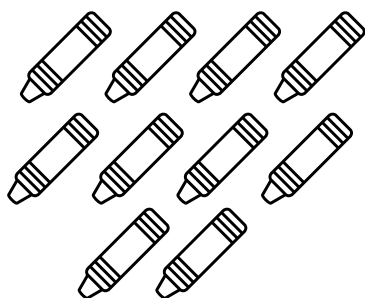
4



5

6

7



10

11

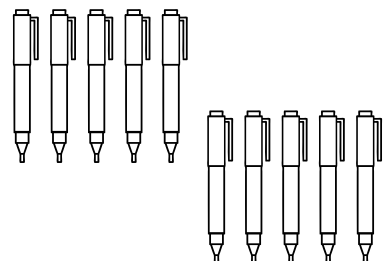
12



4

5

6



9

10

11

How Many?

Observe and count the school supplies. Answer the questions.



1. How many pencils are there?

.....

2. How many are green?

.....

3. How many have yellow or orange?

.....

4. How many school bags are there?

.....

5. How many crayons are there?

.....

6. How many rulers and erasers are there in total?





.....

Name: _____

Date: _____

BACK TO SCHOOL COUNTING

Count the school objects and write the numbers (1-10) in the boxes



Name: _____

Date: _____

BACK TO SCHOOL

NUMBER RECOGNITION

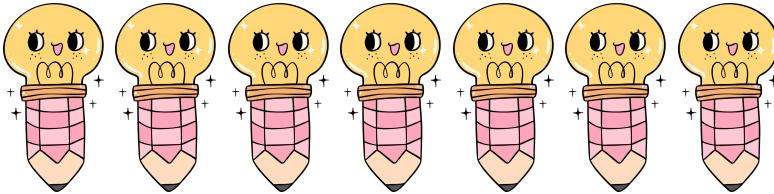
Count the objects and circle the correct number



1 3 6




5 7 4



5 6 7



5 8 9



4 6 8




1 7 3









LET'S COUNT!

Count and write the numbers in the boxes below

Back
to
school


EDITION



	<input data-bbox="256 1800 379 1917" type="text"/>		<input data-bbox="611 1800 734 1917" type="text"/>		<input data-bbox="962 1800 1085 1917" type="text"/>		<input data-bbox="1318 1800 1441 1917" type="text"/>
	<input data-bbox="256 1973 379 2089" type="text"/>		<input data-bbox="611 1973 734 2089" type="text"/>		<input data-bbox="962 1973 1085 2089" type="text"/>		<input data-bbox="1318 1973 1441 2089" type="text"/>


Name _____

Back to School Count & Color




Look at the number and color that number of objects.

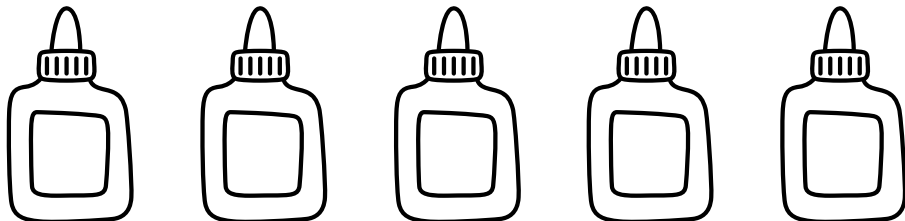
5




2




3



1





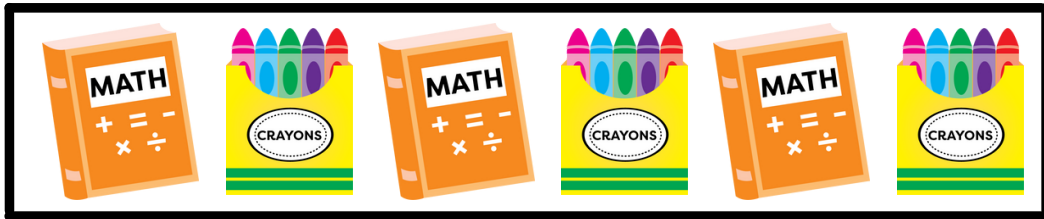
4



Name _____ Date _____

BACK TO SCHOOL PATTERNS

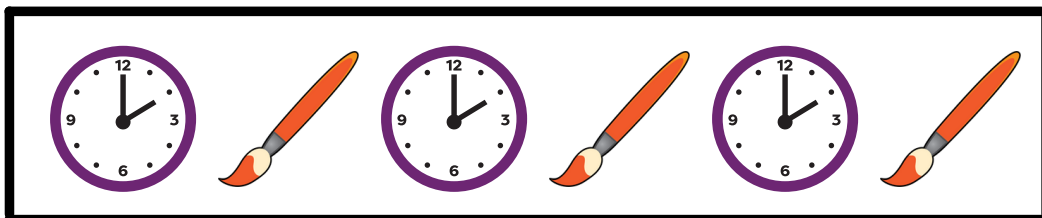



Look at the patterns below. Cut out the images at the bottom. Paste the image that comes next in each pattern.



Name _____ Date _____

BACK TO SCHOOL PATTERNS




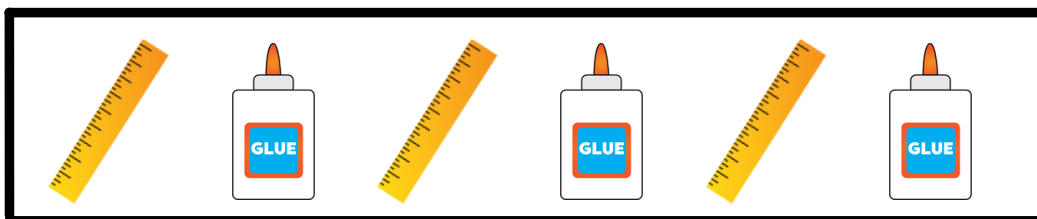


Look at the patterns below. Cut out the images at the bottom. Paste the image that comes next in each pattern.




Name _____ Date _____


BACK TO SCHOOL PATTERNS

Look at the patterns below. Cut out the images at the bottom. Paste the image that comes next in each pattern.





Back to School



Find the words below in the grid.

G	L	U	E	A	E	J	I	K	C	H	B
C	D	M	F	P	E	N	C	I	L	B	G
H	L	A	Q	P	R	O	T	N	A	A	M
O	T	R	E	X	A	M	E	V	S	C	W
M	Y	K	A	Z	S	B	X	C	S	K	T
E	D	E	X	F	E	G	T	H	M	P	E
W	I	R	J	L	R	K	B	M	A	A	A
O	S	Q	T	U	R	P	O	N	T	C	C
R	U	L	E	R	V	E	O	G	E	K	H
K	A	Z	Y	C	D	W	K	F	H	I	E
X	B	S	C	I	S	S	O	R	S	J	R

GLUE
TEACHER
SCISSORS
HOMEWORK

RULER
PENCIL
ERASER
BACKPACK

EXAM
MARKER
TEXTBOOK
CLASSMATE




Back to School

A	C	A	H	T	A	M	S
A	L	F	U	N	L	R	P
S	A	Y	A	A	E	E	E
D	S	A	X	A	A	H	L
N	S	A	A	Z	R	C	L
E	T	N	E	P	N	A	I
I	R	Y	A	L	P	E	N
R	A	D	R	A	W	T	G
F	S	C	I	E	N	C	E

class
friends
spelling
math
fun
science

teacher
art
learn
play
draw
pen



BACK TO SCHOOL



Find and circle the 'back to school' vocabulary words.

H	O	M	E	W	O	R	K	S	C	I	P	O	T	G
I	X	R	D	E	T	E	N	T	I	O	N	T	V	U
S	L	H	G	R	Y	R	A	D	N	O	C	E	S	I
T	I	P	Z	W	A	C	B	V	A	Y	E	R	L	D
O	T	J	N	S	Y	M	S	M	X	F	E	S	O	A
R	E	W	F	O	R	B	A	X	O	W	T	S	Q	N
Y	R	E	L	Y	H	T	I	S	S	X	M	P	S	C
R	A	D	N	E	L	A	C	N	S	R	C	I	S	E
O	T	O	G	I	Y	R	A	T	N	E	M	E	L	E
T	U	W	O	R	K	I	N	G	R	Y	M	I	O	I
I	R	O	B	J	E	C	T	I	V	E	C	B	G	A
N	E	M	Q	E	B	E	G	A	U	G	N	A	L	D
A	P	L	A	N	N	I	N	G	F	V	P	U	I	Y
J	S	T	U	D	I	E	S	U	B	J	E	C	T	S
E	C	N	E	L	L	E	C	X	E	F	F	D	B	G

ANSWERS

ASSEMBLY

CALENDAR

DETENTION

DRAMA

ELEMENTARY

EXCELLENCE

GUIDANCE

HISTORY

HOMEWORK

JANITOR

LANGUAGE

LITERATURE

OBJECTIVE

PLANNING

SECONDARY

STUDIES

SUBJECTS

TOPICS

WORKING





Back to School

Checklist

☐

☐

☐

☐

☐

☐



☐

☐

☐

☐

☐





Back to School

Checklist

School Supplies

- ☐ Pencils and eraser
- ☐ Color pencils
- ☐ Pencil sharpener
- ☐ Pens and markers
- ☐ Art and craft supplies
- ☐ Ruler and compass
- ☐ Scissors
- ☐ Sticky notes
- ☐ Paper clips
- ☐ Calculator
- ☐ Notebooks
- ☐ Backpack



Books

- ☐ Math
- ☐ Science
- ☐ History
- ☐ Music
- ☐ English
- ☐ Art



Lunch and Snacks

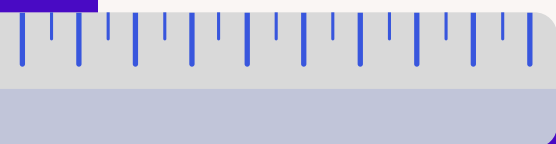
- ☐ Lunchbox
- ☐ Water bottle
- ☐ Juice boxes
- ☐ Snacks
- ☐ Cereal bars

Clothing

- ☐ T-shirts
- ☐ Sweatshirt
- ☐ Gym clothes
- ☐ Shoes and sneakers
- ☐ Sports gear

Personal Care

- ☐ Wipes
- ☐ Sunscreen
- ☐ Hand sanitizer
- ☐ Personal hygiene kit
- ☐ Towel
- ☐ First aid kit



Back to School

READING COMPREHENSION



Read the text and answer the questions below.

It is the first day of the new school year, and Sara is both nervous and excited. She spent the summer with her family, going to the beach and visiting her grandparents. Now, she is ready to start learning again. Sara has a new backpack, full of fresh notebooks and colorful pencils. She walks into her classroom and sees her teacher, Ms. Brown, smiling at her. Sara finds her seat next to her friend, Alex. They talk about their summer adventures and what they are looking forward to this year. Ms. Brown asks the class to share one thing they did over the summer. Sara tells everyone about the big sandcastle she built at the beach. After the introductions, Ms. Brown explains that they will start the day by learning about the solar system. Sara loves learning about space and is excited to find out more about the planets. She listens carefully as Ms. Brown talks about the sun, the planets, and the stars. During break time, Sara and her friends play a game of tag outside. They laugh and run around until the bell rings, calling them back to class. Sara feels ready for the new school year.

