


# ALL ABOUT ME




Name

Age

Birthday

Address

My Hobbies



My Favorite ...

Color:

Food:

Pet:


Music:

Movie:

Season:

Sports:


Subject:



Fun Facts About Me



When I Grow Up I Want To Be ...



# All about me!

Answer the sentences below so we can get to know you!

My name is \_\_\_\_\_

I like \_\_\_\_\_

I feel \_\_\_\_\_

I love \_\_\_\_\_

I need \_\_\_\_\_

I have \_\_\_\_\_

I am scared of \_\_\_\_\_

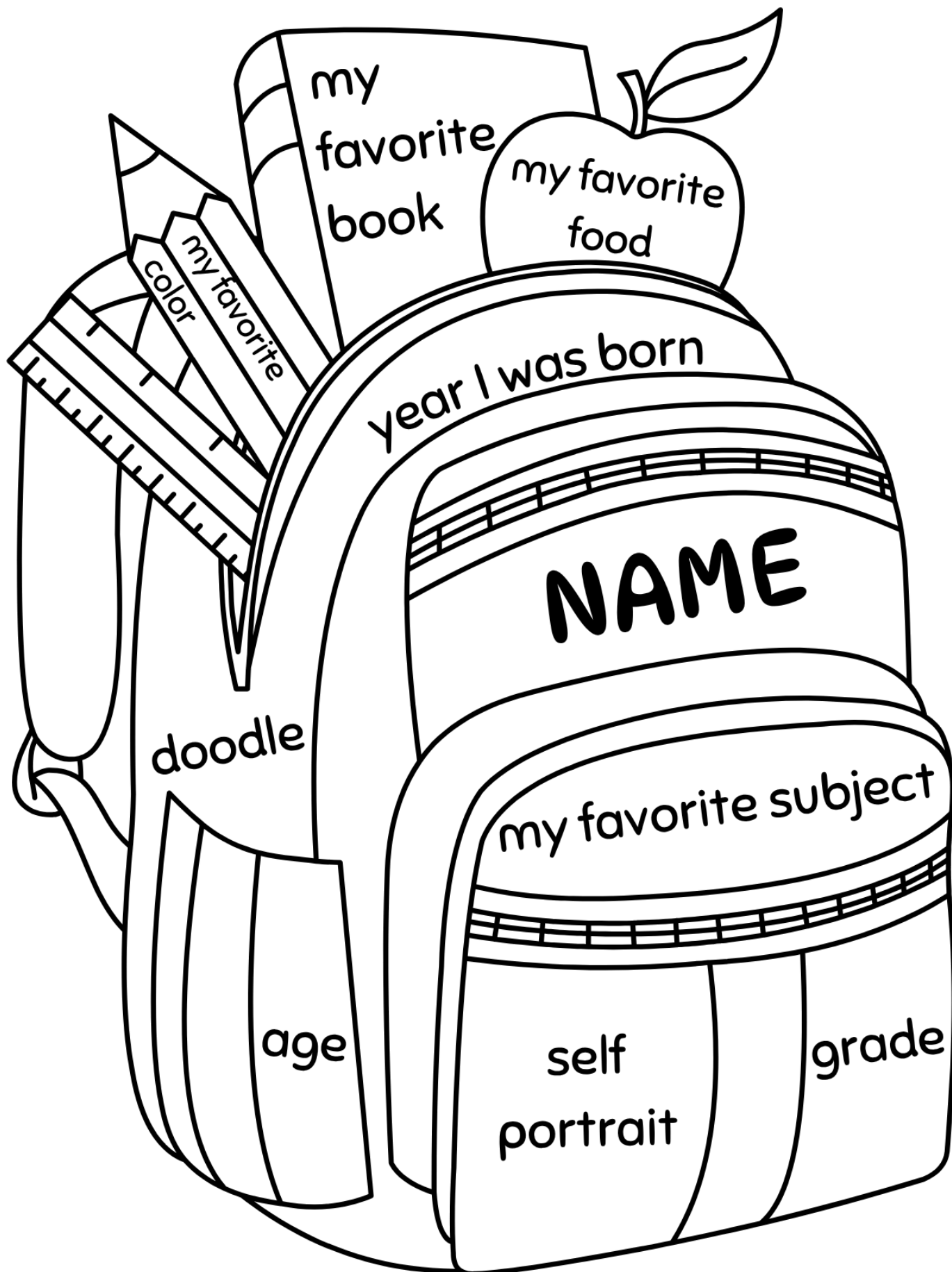
I dream of \_\_\_\_\_

My best friend is \_\_\_\_\_

My favorite animal is \_\_\_\_\_

My favorite food is \_\_\_\_\_

# ALL ABOUT ME



# All About Me

Paste your picture in the box. Tell others about yourself by completing the sentences.



Hello!

I am \_\_\_\_\_

I am \_\_\_\_\_ years old.

My birthday is on \_\_\_\_\_

I live \_\_\_\_\_

I have a pet \_\_\_\_\_

My favorite color is \_\_\_\_\_

I want to be \_\_\_\_\_



# All About Me

My Favorite Foods

- 1.
- 2.
- 3.

My Favorite Animal

My Favorite Activity

---

---

---

---

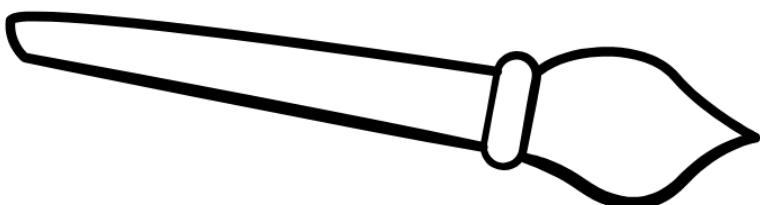





---

Portrait of Me

# BACK TO SCHOOL

## COLORING PAGE







color the objects



# BACK TO SCHOOL

## COLORING PAGE






color the objects



# BACK TO SCHOOL

## COLORING PAGE

color the objects



Name \_\_\_\_\_

Date \_\_\_\_\_

# COLORING ACTIVITY

Color the picture below.



Name:

Class:


# School objects

Listen to each word and then match it to their corresponding image. See example 1



School bag

Pencil



Pencil Case



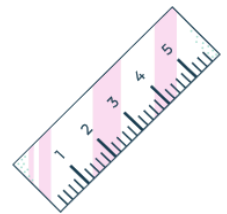
Rubber



Sharpener



Ruler



Scissors



Book



Name \_\_\_\_\_ Date \_\_\_\_\_

# BACK TO SCHOOL VOCABULARY

Carefully look at each box. Unscramble the word and write it on the line.



ntpiashbru

\_\_\_\_\_




aeesrr

\_\_\_\_\_



orcnyas

\_\_\_\_\_



erlighthigh

\_\_\_\_\_



lccko

\_\_\_\_\_



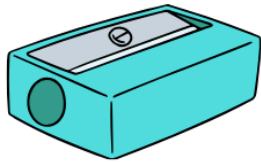
legbo

\_\_\_\_\_


# SCHOOL OBJECTS

Label the pictures with the words in the box.

sharpener - calculator - course book - backpack  
pencil - notebook - eraser - pencil case - stapler



.....



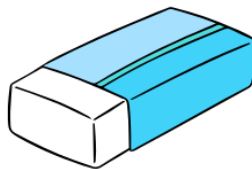
.....



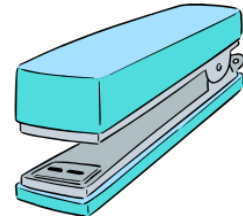
.....



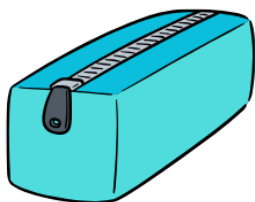
.....



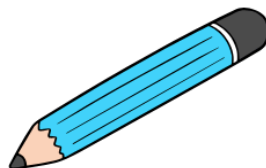
.....



.....



.....



.....



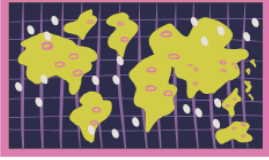









.....

Name: \_\_\_\_\_

Date: \_\_\_\_\_

# School Supplies

Look at the pictures and circle the correct words

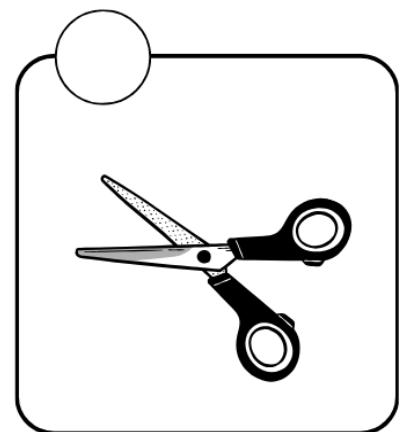


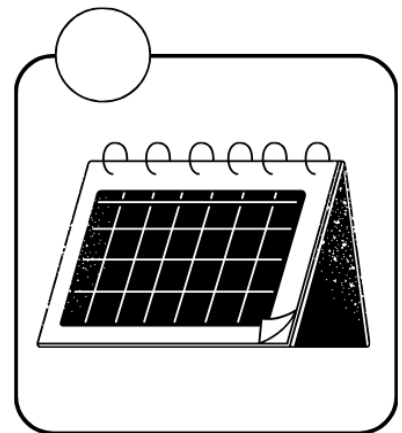


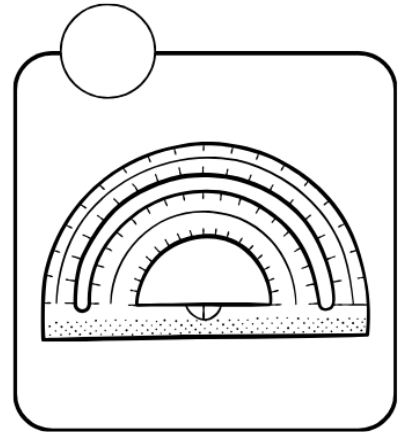


	<input type="checkbox"/> Map <input type="checkbox"/> Blackboard		<input type="checkbox"/> Sofa <input type="checkbox"/> Chair
	<input type="checkbox"/> Map <input type="checkbox"/> Globe		<input type="checkbox"/> Book <input type="checkbox"/> Notebook
	<input type="checkbox"/> Lunch box <input type="checkbox"/> Backpack		<input type="checkbox"/> Books <input type="checkbox"/> Notebooks
	<input type="checkbox"/> Blackboard <input type="checkbox"/> Desk		<input type="checkbox"/> Card <input type="checkbox"/> Folder
	<input type="checkbox"/> Desk <input type="checkbox"/> Chair		<input type="checkbox"/> Paper pad <input type="checkbox"/> Calendar

# School Supplies

## Back to School Scavenger Hunt

### Instructions

Look at the list of items and search around the classroom.  
When you find an item, put a tick in the box.



Name \_\_\_\_\_

Date \_\_\_\_\_



# Word Search

## School Supplies

Can you find the words hidden in the puzzle?

A	K	P	E	N	C	I	L	S	E	M	Q
B	L	A	N	R	O	A	G	E	N	U	N
G	I	S	C	M	A	R	K	E	R	S	O
B	O	I	N	C	R	S	D	G	L	I	T
A	E	T	I	V	O	R	E	B	O	O	E
C	R	S	C	I	S	S	O	R	S	V	B
K	A	R	H	R	C	I	A	A	A	M	O
P	E	N	G	P	A	P	E	R	T	O	O
A	R	I	L	O	N	Y	S	B	O	O	K
C	R	G	L	U	E	O	O	Y	G	L	H
K	C	H	E	R	P	Y	N	N	R	E	S
P	S	H	A	R	P	E	N	E	R	E	T

PEN

PENCIL

NOTEBOOK

BACKPACK

BOOK

ERASER

SHARPENER

MARKER

GLUE

PAPER

SCISSORS

CRAYON

# FIND THE SCHOOL SUPPLIES


Find and circle the school supplies listed below.  
Check them off as you find them.

Name: \_\_\_\_\_

Class: \_\_\_\_\_

Teacher: \_\_\_\_\_

P	E	N	C	I	L	S	E	B
G	N	O	T	E	B	O	O	K
S	R	O	S	S	I	C	S	B
U	C	R	A	Y	O	N	S	O
I	T	O	M	E	U	L	G	O
S	H	A	R	P	E	N	E	R
E	R	A	S	E	R	S	R	T
R	U	L	E	R	R	Q	P	F
E	P	A	P	E	R	S	R	F



- |                                  |                                   |                                    |
|----------------------------------|-----------------------------------|------------------------------------|
| <input type="checkbox"/> pencils | <input type="checkbox"/> erasers  | <input type="checkbox"/> sharpener |
| <input type="checkbox"/> crayons | <input type="checkbox"/> scissors | <input type="checkbox"/> paper     |
| <input type="checkbox"/> glue    | <input type="checkbox"/> ruler    | <input type="checkbox"/> notebook  |



# BACK TO SCHOOL

## WORD SEARCH

Find the words listed below and circle them.

A	R	P	E	N	C	I	L	C	A	S	E
T	E	A	C	H	E	R	J	L	I	S	O
E	D	U	F	I	B	K	U	A	L	T	U
S	S	C	H	O	O	L	H	S	L	U	C
T	A	C	U	Y	O	A	Z	S	E	D	D
R	S	D	E	S	K	B	G	R	S	E	F
B	A	C	K	P	A	C	K	O	S	N	E
G	V	H	W	E	Q	Z	P	O	O	T	A
L	I	B	R	A	R	Y	U	M	N	T	R

- SCHOOL
- CLASSROOM
- TEACHER
- STUDENT
- BOOK
- BACKPACK
- PENCIL CASE
- DESK
- LESSON
- TEST
- LAB
- LIBRARY



# Back to School

## Maze Challenge

You have 5 minutes to help the dinosaurs find the way to their school.




Name \_\_\_\_\_

Date \_\_\_\_\_

# FINISH THE PATTERN

Look at the patterns below. Cut out the images at the bottom. Paste the image that comes next in each pattern.

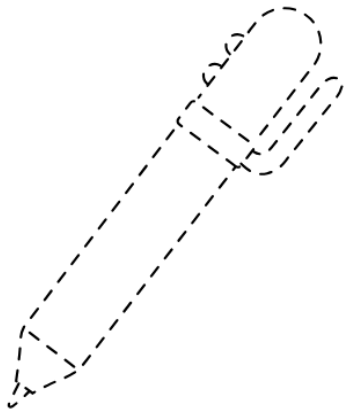


Name: \_\_\_\_\_

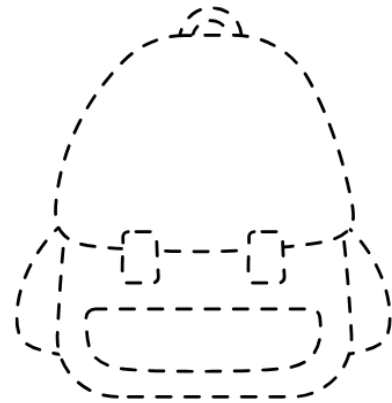
Date: \_\_\_\_\_

# Trace and write

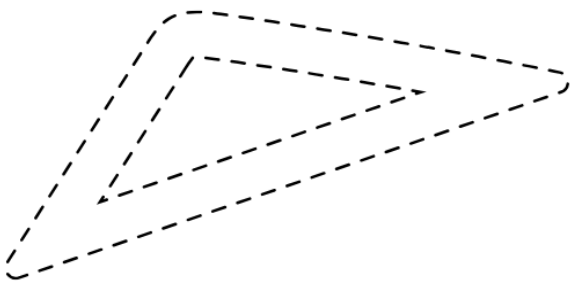
pencil - ruler - bag - pen



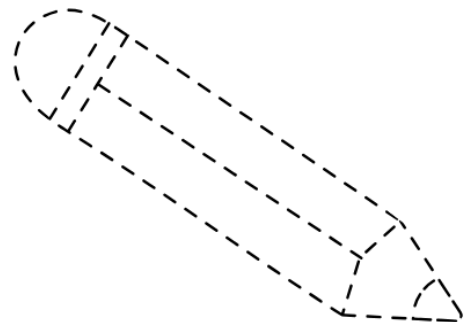
It's a \_\_\_\_\_.



It's a \_\_\_\_\_.



It's a \_\_\_\_\_.



It's a \_\_\_\_\_.

Name: \_\_\_\_\_ Date: \_\_\_\_\_

# Welcome Back



This school year I am really excited about...

---

---

---

---

---

---

---

---

---

---

# HOW TO BEHAVE AT SCHOOL?

Good students always obey the school rules.  
Complete the posters with the sentences below.

raise their hands to speak / scream and shout /  
arrive on time / run in the hallways / talk in class /  
eat during lessons / listen to your teachers / fight /  
bully / be polite / be organised / do their homework

**STUDENTS  
MUST**

.....  
.....  
.....  
.....  
.....  
.....



**STUDENTS  
MUSTN'T**

.....  
.....  
.....  
.....  
.....  
.....




Name \_\_\_\_\_

Date \_\_\_\_\_

# BACK-TO-SCHOOL WRITING

Look at the picture. Write a sentence that tells about the picture.



---

---

---

---

---

---

---

---

---

---

Name: \_\_\_\_\_ Date: \_\_\_\_\_

# BACK TO SCHOOL ACROSTIC POEM



Create an acrostic poem using the word SCHOOL.

**S** \_\_\_\_\_

**C** \_\_\_\_\_

**H** \_\_\_\_\_

**O** \_\_\_\_\_

**O** \_\_\_\_\_

**L** \_\_\_\_\_




# BACK TO SCHOOL


## NUMBER RECOGNITION

Count the objects and match them to the numbers

7 •



8 •



9 •



10 •



11 •



12 •


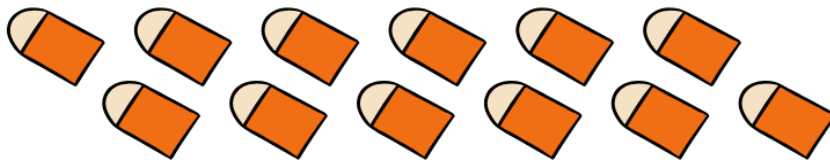



NAME:

DATE:

## BACK TO SCHOOL COUNTING 10-20


Count how many classroom items there are, and write the number in the box.



Now draw your own and give it to a friend to solve!

Name \_\_\_\_\_

# Back to School Count & Color



Look at the number and color that number of objects.

**5**




**2**




**3**



**1**




**4**



Name \_\_\_\_\_

Date \_\_\_\_\_

# BACK TO SCHOOL COUNTING



Find and count the following items.



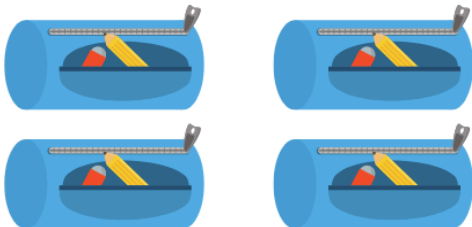



# Comparison

Give a greater ( $>$ ), less ( $<$ ), or equal ( $=$ ) comparison sign for the number of school supplies below.

Name :

Date :



# Classroom actions


Look at the pictures and complete the words with vowels



WR ... T ...



R .... D



L ... ST ... N



C ... T



GL ....



L .... K



DR ... W



C ... L .... R

# Classroom Rules

Sort out the Do's and Dont's in the classroom. Cut and paste.

**DO's**

**DON'Ts**



Clown around



Do your homework



Shout answers



Listen carefully



Try your best



Be rude



Be a bully



Raise your hand

# Class Contract

**DIRECTIONS:** On the lines below, state the 5 classroom expectations that you think should be on the class contract. The expectations should be realistic and focus on improving behavior and academic performance. Your expectations will be combined with the rest of the class to create a preliminary contract.

1 I promise to:

---

2 I promise to:

---

3 I promise to:

---

4 I promise to:

---

5 I promise to:

---