


Name: \_\_\_\_\_


Class: \_\_\_\_\_

# Count and Circle


Circle the correct number of images




**4      7      10**



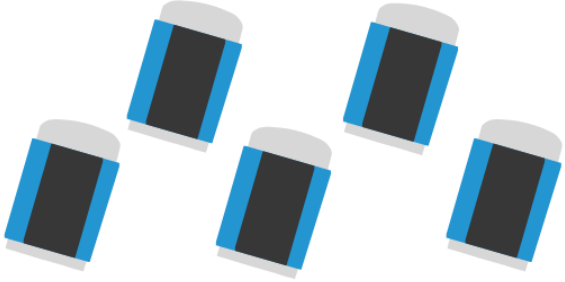
**4      6      8**




**5      3      9**



**0      1      2**



**2      9      5**



**9      5      8**

# COUNT AND CIRCLE




Name : \_\_\_\_\_

Class : \_\_\_\_\_



**DIRECTION :**

Look at the pictures below. Count how many objects are in each group and circle the correct number.







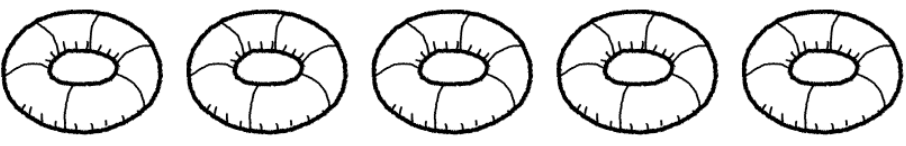

 <p>4    2    3</p>	 <p>2    2    4</p>	 <p>5    2    1</p>
 <p>3    6    5</p>	 <p>6    5    7</p>	 <p>2    6    9</p>

Name: \_\_\_\_\_

Date: \_\_\_\_\_

# Count And Color

Look at the numbers and color the pictures


<b>8</b>	
<b>7</b>	
<b>2</b>	
<b>4</b>	
<b>1</b>	
<b>6</b>	
<b>5</b>	
<b>3</b>	

Name \_\_\_\_\_


Date \_\_\_\_\_

# COUNT AND COLOR 11-15


How many items do you see in each box? Color the correct number.




12      14      13



15      11      12




12      11      15



12      11      13


# COUNT AND MATCH



•

•


2



•

•


3



•

•


6



•

•

4




•





•

8

# Count and Match



Count the chicks and match them to the correct number on the nest.



Name :

Date :

# Count and Trace

1

1 1 1 1 1 1 1

2

2 2 2 2 2 2 2

3

3 3 3 3 3 3 3

4

4 4 4 4 4 4 4

5

5 5 5 5 5 5 5

6

6 6 6 6 6 6 6

7

7 7 7 7 7 7 7

8

8 8 8 8 8 8 8

9

9 9 9 9 9 9 9

10

10 10 10 10 10 10 10


Name \_\_\_\_\_

Date \_\_\_\_\_


# COUNT AND TRACE

Trace each number word.


sixteen



seventeen




eighteen



nineteen



twenty

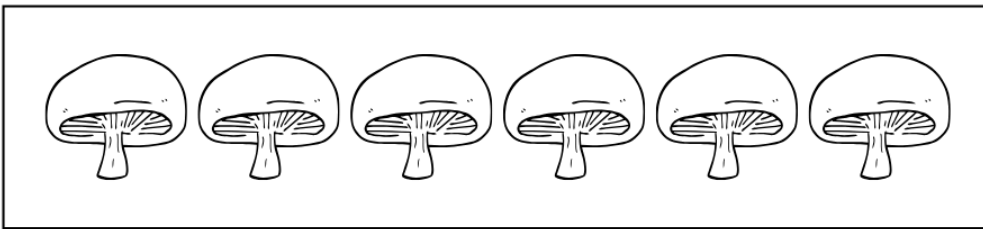






Name: \_\_\_\_\_

Date: \_\_\_\_\_

# Count and Write

Count the items in each box and write the correct number.



Name \_\_\_\_\_

Date \_\_\_\_\_

# COLOR AND WRITE 11-15

Count the number of each item and write the number in the box.

1.




2.



3.



4.



5.



# Missing Numbers

Fill each egg with the missing numbers, 1-20.

1	2		4	5
	7	8	9	
11			14	15
	17	18		20

# Missing Numbers

Fill each pumpkin with the missing numbers, 1-30



Name: \_\_\_\_\_



Date: \_\_\_\_\_



Teacher's Name: \_\_\_\_\_



Score: \_\_\_\_\_



## SINGLE-DIGIT ADDITION



Directions: Add the following numbers.




$$\begin{array}{r} 3 \\ + 8 \\ \hline \end{array}$$





$$\begin{array}{r} 5 \\ + 5 \\ \hline \end{array}$$





$$\begin{array}{r} 8 \\ + 6 \\ \hline \end{array}$$





$$\begin{array}{r} 9 \\ + 7 \\ \hline \end{array}$$





$$\begin{array}{r} 8 \\ + 3 \\ \hline \end{array}$$





$$\begin{array}{r} 1 \\ + 9 \\ \hline \end{array}$$





$$\begin{array}{r} 4 \\ + 6 \\ \hline \end{array}$$




$$\begin{array}{r} 5 \\ + 7 \\ \hline \end{array}$$



$$\begin{array}{r} 8 \\ + 9 \\ \hline \end{array}$$



$$\begin{array}{r} 9 \\ + 9 \\ \hline \end{array}$$



$$\begin{array}{r} 7 \\ + 7 \\ \hline \end{array}$$



$$\begin{array}{r} 4 \\ + 8 \\ \hline \end{array}$$




Name \_\_\_\_\_

Date \_\_\_\_\_

# Single-Digit Addition

$7+2= \underline{\quad}$

$7+9= \underline{\quad}$

$8+5= \underline{\quad}$

$6+5= \underline{\quad}$

$6+4= \underline{\quad}$

$4+4= \underline{\quad}$

$9+3= \underline{\quad}$

$5+6= \underline{\quad}$

# Single-Digit Addition

NAME: \_\_\_\_\_

---

---

---

Count and fill in the correct answer.




+




=




+



=



+



=

# DOUBLE-DIGIT ADDITION WORKSHEET #1

Complete these addition sums and double-check your answers:

$$\begin{array}{r} \textcircled{1} \quad 1 \quad 4 \quad + \\ \quad 6 \quad 4 \\ \hline \end{array}$$

$$\begin{array}{r} \textcircled{2} \quad 5 \quad 2 \quad + \\ \quad 3 \quad 1 \\ \hline \end{array}$$

$$\begin{array}{r} \textcircled{3} \quad 8 \quad 6 \quad + \\ \quad 1 \quad 1 \\ \hline \end{array}$$

$$\begin{array}{r} \textcircled{4} \quad 5 \quad 2 \quad + \\ \quad 3 \quad 7 \\ \hline \end{array}$$

$$\begin{array}{r} \textcircled{5} \quad 4 \quad 9 \quad + \\ \quad 3 \quad 0 \\ \hline \end{array}$$

$$\begin{array}{r} \textcircled{6} \quad 5 \quad 2 \quad + \\ \quad 4 \quad 5 \\ \hline \end{array}$$

$$\begin{array}{r} \textcircled{7} \quad 6 \quad 6 \quad + \\ \quad 3 \quad 2 \\ \hline \end{array}$$

$$\begin{array}{r} \textcircled{8} \quad 4 \quad 7 \quad + \\ \quad 4 \quad 2 \\ \hline \end{array}$$

# DOUBLE-DIGIT ADDITION WITHOUT REGROUPING #7

Name: \_\_\_\_\_

Class: \_\_\_\_\_

Date: \_\_\_\_\_

Solve the following exercises. Remember to first add or subtract the digits in the ones place, and then the digits in the tens place.

$$\begin{array}{r} 42 \\ + 35 \\ \hline \end{array}$$

$$\begin{array}{r} 64 \\ + 21 \\ \hline \end{array}$$

$$\begin{array}{r} 53 \\ + 24 \\ \hline \end{array}$$

$$\begin{array}{r} 76 \\ + 22 \\ \hline \end{array}$$

$$\begin{array}{r} 31 \\ + 42 \\ \hline \end{array}$$

$$\begin{array}{r} 87 \\ + 12 \\ \hline \end{array}$$

$$\begin{array}{r} 25 \\ + 33 \\ \hline \end{array}$$

$$\begin{array}{r} 52 \\ + 10 \\ \hline \end{array}$$

$$\begin{array}{r} 41 \\ + 36 \\ \hline \end{array}$$

$$\begin{array}{r} 54 \\ + 23 \\ \hline \end{array}$$

$$\begin{array}{r} 52 \\ + 14 \\ \hline \end{array}$$

$$\begin{array}{r} 74 \\ + 23 \\ \hline \end{array}$$

$$\begin{array}{r} 63 \\ + 25 \\ \hline \end{array}$$

$$\begin{array}{r} 50 \\ + 20 \\ \hline \end{array}$$

$$\begin{array}{r} 44 \\ + 23 \\ \hline \end{array}$$

$$\begin{array}{r} 67 \\ + 12 \\ \hline \end{array}$$

$$\begin{array}{r} 35 \\ + 42 \\ \hline \end{array}$$

$$\begin{array}{r} 41 \\ + 40 \\ \hline \end{array}$$

$$\begin{array}{r} 26 \\ + 51 \\ \hline \end{array}$$

$$\begin{array}{r} 75 \\ + 23 \\ \hline \end{array}$$

$$\begin{array}{r} 61 \\ + 34 \\ \hline \end{array}$$

$$\begin{array}{r} 34 \\ + 62 \\ \hline \end{array}$$

$$\begin{array}{r} 45 \\ + 12 \\ \hline \end{array}$$

$$\begin{array}{r} 23 \\ + 72 \\ \hline \end{array}$$

$$\begin{array}{r} 59 \\ + 30 \\ \hline \end{array}$$

# MISSING NUMBER ADDITION – FILL IN THE MISSING ADDEND #1



NAME : \_\_\_\_\_

GRADE : \_\_\_\_\_



**DIRECTION :**

Fill in the missing number to complete the equation correctly.

$$2 + \square = 10$$

$$9 + \square = 12$$

$$\square + 2 = 7$$

$$\square + 3 = 9$$

$$4 + \square = 9$$

$$4 + \square = 6$$

$$\square + 6 = 12$$

$$\square + 2 = 8$$

$$5 + \square = 8$$





$$7 + \square = 9$$

# Missing Number Addition - Picture Activity #2

Name: \_\_\_\_\_

Date: \_\_\_\_\_

Count the Pictures and Fill in the Missing Number

 $+ \quad \underline{\quad} = 10$  $+ \quad \underline{\quad} = 9$  $+ \quad \underline{\quad} = 8$  $+ \quad \underline{\quad} = 7$  $+ \quad \underline{\quad} = 6$ 

8

NAME:

DATE:

## Kindergarten Addition Stories

# Addition Word Problems Worksheet #1

Read the problems and find the answers.



Emma has **2 apples**. Her mom gives her **3 more apples**.

How many apples does Emma have now?

$$2 + 3 = \underline{\hspace{2cm}}$$



There are **4 dogs** in the park. **2 more dogs** arrive.

How many dogs are there now?

$$4 + 2 = \underline{\hspace{2cm}}$$



Lily picks **1 flower**. Then she picks **5 more** flowers.

How many flowers does she have?

$$1 + 5 = \underline{\hspace{2cm}}$$

## Grade 1 Addition Word Problems

Name \_\_\_\_\_


Date \_\_\_\_\_

### Read and Solve

 Sarah has **8 apples**. Her friend gives her **5 more apples**.


How many apples does Sarah have now?

$$8 + 5 = \underline{\quad}$$

 There are **7 dogs** in the park. **4 more dogs** arrive.


How many dogs are there altogether?

$$7 + 4 = \underline{\quad}$$

 Tom read **6 books** last month. This month he read **7 more books**.

How many books did Tom read in total?

$$6 + 7 = \underline{\quad}$$

 Ben has **9 toy cars**. He gets **3 more toy cars** for his birthday.

How many toy cars does he have now?

$$9 + 3 = \underline{\quad}$$

# COLOR BY ADDITION

Level: Comfort Zone

Answers:

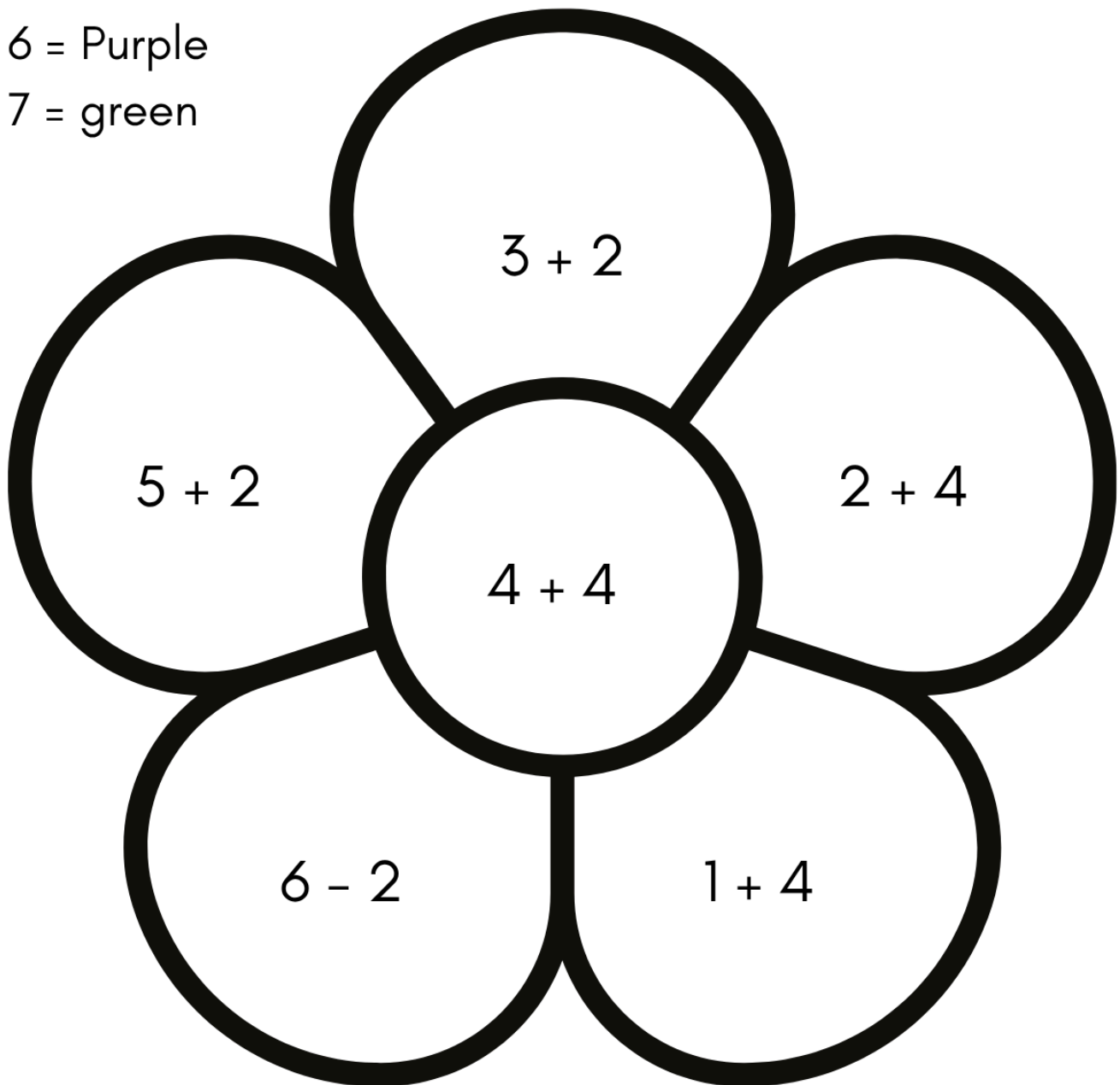
4 = Red

5 = Pink

8 = Yellow

6 = Purple

7 = green




Name \_\_\_\_\_

Date \_\_\_\_\_

# SHAPE WORDS


Trace the shape words and color the shape.




square



circle




triangle



oval



star



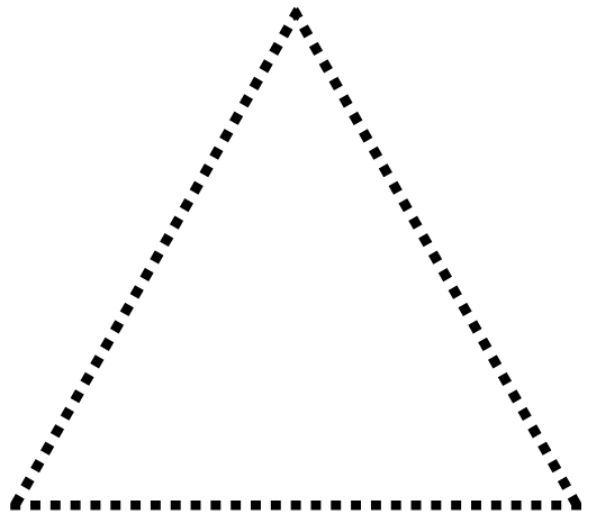
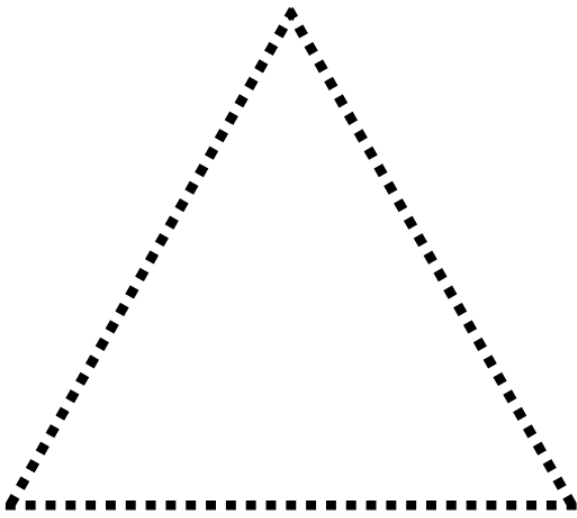
heart

Name \_\_\_\_\_

Date \_\_\_\_\_

# TRIANGLE


Trace and color the triangles.



Draw a triangle.



Color in the triangles.



Name \_\_\_\_\_

Date \_\_\_\_\_


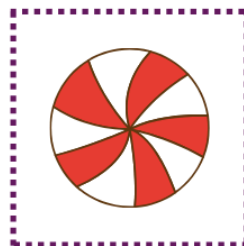


# SHAPE SORTING

Cut out the objects and sort them by their shapes.

circle

square

triangle







Name \_\_\_\_\_

Date \_\_\_\_\_

# SHAPE MATCHING

Match the objects with the same shape.



Name: \_\_\_\_\_

# MATCH THE SHAPES

Connect the dots to match the words on the left to its figure on the right.

Rectangle •



Square •



Circle •



Star •




Triangle •




## 2D Shapes

# SQUARE



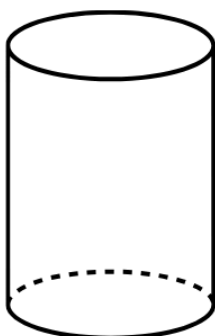
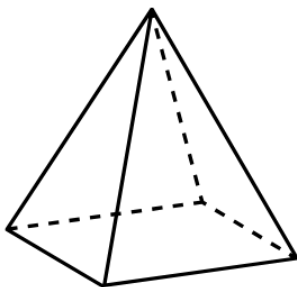

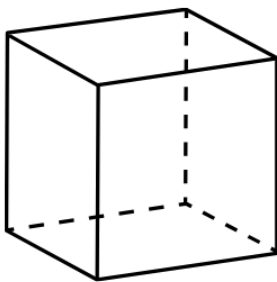
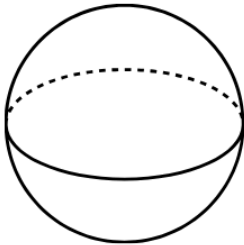
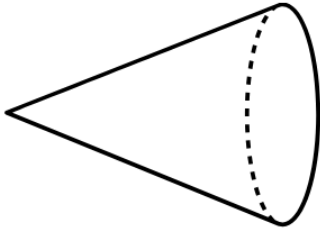
# 2D Shapes Tracing Mat

# SQUARE

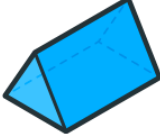





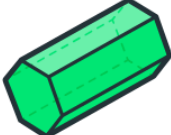




# 3D Shapes

Join the matching 3D shapes.



# 3D SHAPES

3D Shape	Name	Faces	Vertices
			
			
			
			
			
			
			
			
			

NAME

# 3D SHAPES



Match each 3D shape with its name.

**CYLINDER**



**SPHERE**



**PENTAGONAL PRISM**



**CUBOID**



**PYRAMID**



**TRIANGULAR PRISM**



**HEXAGONAL PRISM**



**CONE**



**CUBE**




# LOOKING FOR MORE WORKSHEETS?

Continue your child's learning journey with our premium printable worksheet collections!

1<sup>2</sup>3

## COUNTING WORKSHEETS BUNDLE



**COUNTING WORKSHEETS BUNDLE**

151 PAGES


Counting Worksheets Bundle cover featuring a boy with an abacus and various math worksheets including 'Count by Ones', 'Add the Numbers', and 'Missing Addends'.

151 PAGES

- ✓ Number Recognition
- ✓ Counting Objects
- ✓ Missing Numbers
- ✓ Number Order
- ✓ And Much More!

+

## ADDITION WORKSHEETS BUNDLE



**ADDITION WORKSHEETS BUNDLE**

85 PAGES


Addition Worksheets Bundle cover featuring a girl with a pencil and various math worksheets including 'Add the Numbers', '2 Digit Addition', 'Missing Addends', and 'Color by Addition'.

85 PAGES

- ✓ Single Digit Addition
- ✓ Double Digit Addition
- ✓ Missing Number Addition
- ✓ Word Problems
- ✓ Color by Addition



## GEOMETRY PRINTABLES COLLECTION



**GEOMETRY PRINTABLES COLLECTION**

170+ WORKSHEETS

Geometry Printables Collection cover featuring various geometric shapes and worksheets including '2D Shapes', 'Shape Matching', '3D Shapes', and 'Shape Tracing'.

170+ WORKSHEETS


- ✓ Shape Matching
- ✓ Shape Tracing
- ✓ 2D Shapes
- ✓ 3D Shapes
- ✓ And Much More!



EXPLORE 400+ PRINTABLE MATH WORKSHEETS!



VISIT: [NikitaDigiStore.com](https://NikitaDigiStore.com)



SCAN TO EXPLORE ALL OUR WORKSHEETS!



NikitaDigiStore  
Learning | Fun | Success

